


qu

instructions for use

- Before using the luminaire for the first time, the battery has to be fully charged with the **USB-C-cable**, until the indicator light turns green (100% after approx. 5 hours charging time). The indicator light shines red during the charging process. The charging process has to be made indoors. The protection class IP44 is guaranteed, when the USB-C-charging socket is covered again by the USB-C-cover after the charging process (see picture 2).
- Switching on/off and dimming in stages by touching the top surface of the luminaire (see picture 1):
 - 1 time → switching on the luminaire and 25% of the maximum light intensity
 - 2 times → 50% of the maximum light intensity
 - 3 times → 100% of the maximum light intensity
 - 4 times → switching off the luminaire
- With a fully charged battery the luminaire can be used as follows:
 - up to approx. 5 hours at level 3
 - up to approx. 10 hours at level 2
 - up to approx. 20 hours at level 1
- For wall mounting:** fix the accessory **qu hook** with the included fixing material to the wall (see picture 3). Hang the luminaire with the hinged handle to the qu hook (see picture 4).
 - For hanging:** form a loop from the accessory qu rope and hang it on a branch for example. Fix the corresponding hook to the **qu rope** and hang the luminaire qu with hinged handle to the hook, until it clicks into place (see picture 5).


light technology:

LED/2700K
 system performance: 2 W/76 lm
 lithium-ion battery 2x 2000 mAh
 power source: 5V DC 1,5A, USB-charger + 1,2 m USB-C-cable included

 EEC

 protection class

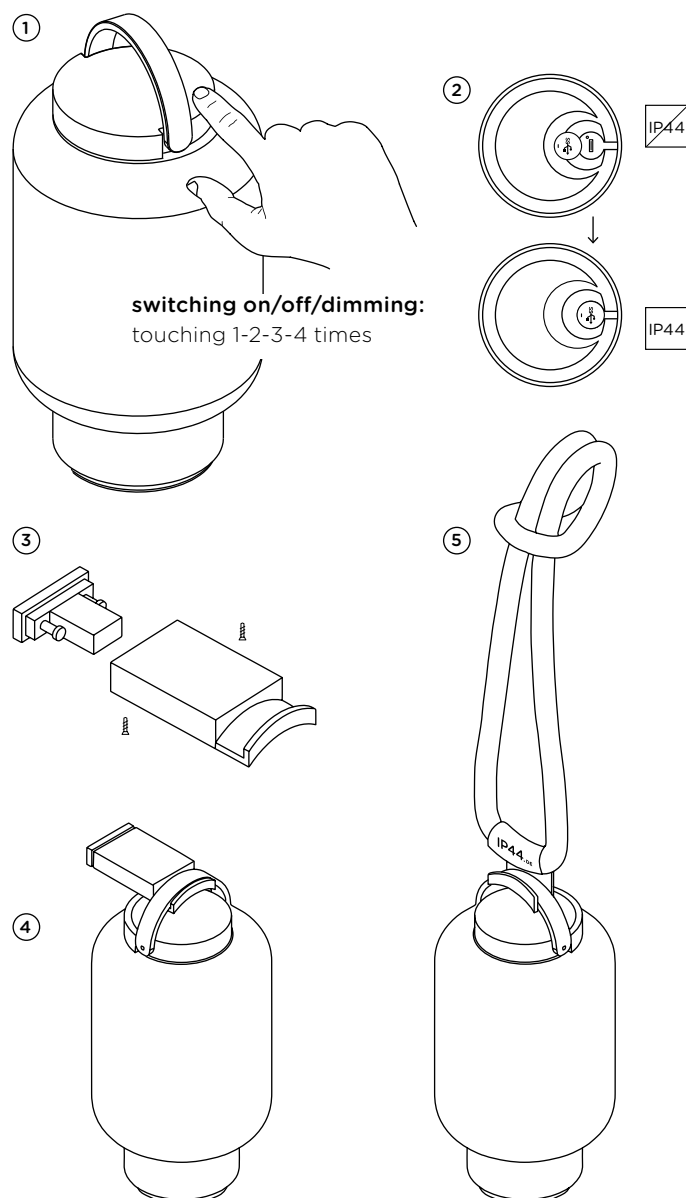
 safety class 3

 luminaire is suitable for mounting on normal inflammable fixing surfaces.

 conformity mark

maintenance:

This luminaire contains built-in LED lamps and a battery. These can be replaced by the producer in case of a failure. In this case, please get in touch with your retailer.



care:

Regularly clean luminaire from dirt and deposits. Do not use a high pressure cleaner for cleaning. Please note care instructions at www.IP44.de.

safety:

We assume no accountability for damages which are a result of non-appropriate mounting or application of the luminaire. Modifications on the luminaire will result in loss of warranty. In case of strong storm, take the luminaire off the hook or rope and secure it, if necessary.

instruction:

The luminaire may not come into contact with highly acidic or alkaline soils, or with other aggressive substances, chemicals or fertilizers.