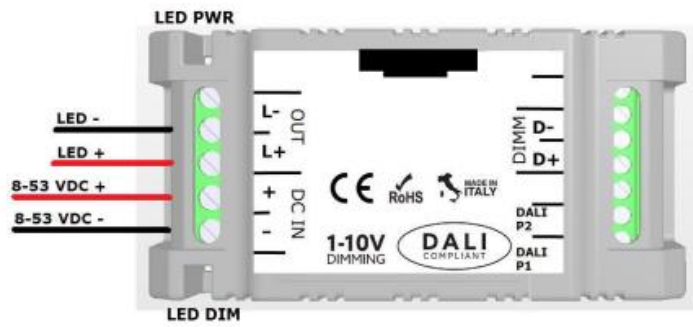
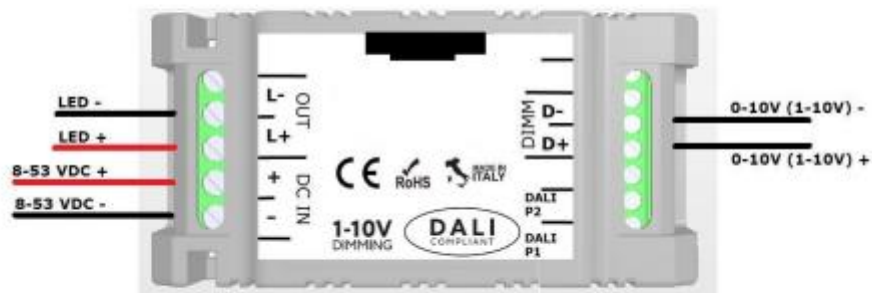


## DEVICE POWER SUPPLY AND CONNECTION TO THE LED MODULE



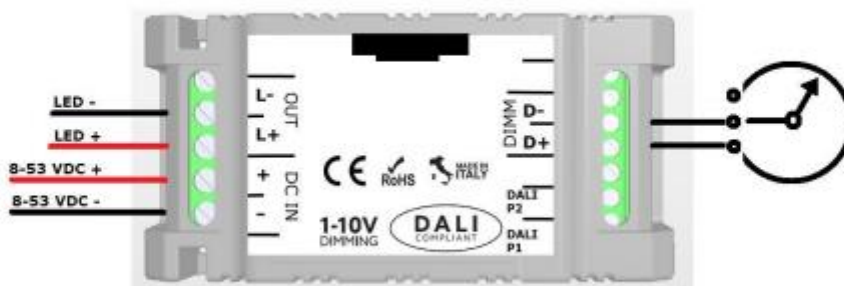
POWER SUPPLY CONNECTION DIAGRAM AND LED 2AMDI511VPVRDS - FIGURE N. 1

## MODE 0-10V/1-10V (NOT ISOLATED) PASSIVE



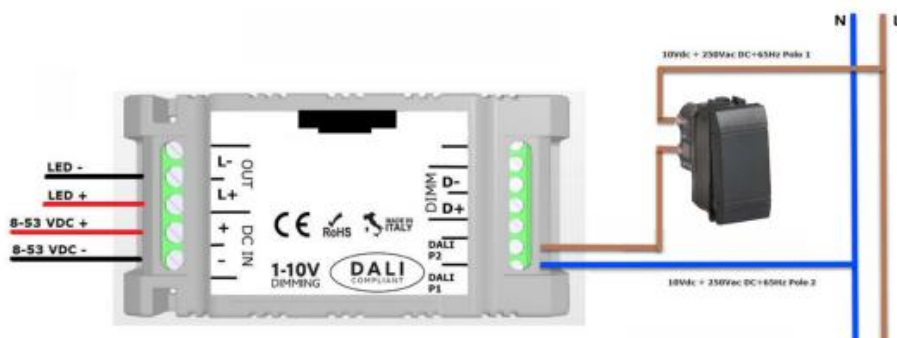
WIRING 0-10V 2AMDI511VPVRDS - FIGURE N. 3

## LINEAR POTENTIOMETER MODE 100KOHM



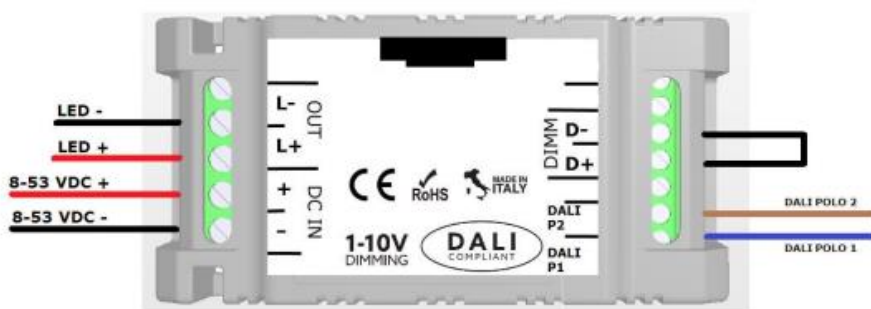
POTENTIOMETER WIRING 2AMDI511VPVRDS - FIGURE N. 2

## PUSH MODE



WIRING BUTTON 2AMDI511VPVRDS - FIGURE N. 4

## DALI MODE



DALI 2AMDI511VPVRDS WIRING - FIGURE N. 5