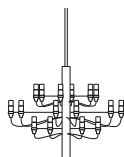

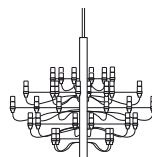


RL7060457

CHROME SHORT ARM (200mm)



2097/18



2097/50

WARNING! When installing and whenever acting on the appliance, ensure that the power supply has been switched off.
For the installation of the spare-part, it is necessary to consult a qualified electrician.

RL7050457

CHROME SHORT ARM (180mm)

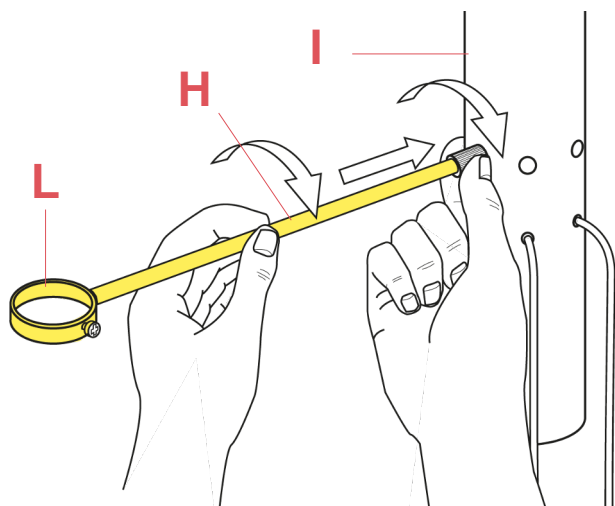


Fig.1

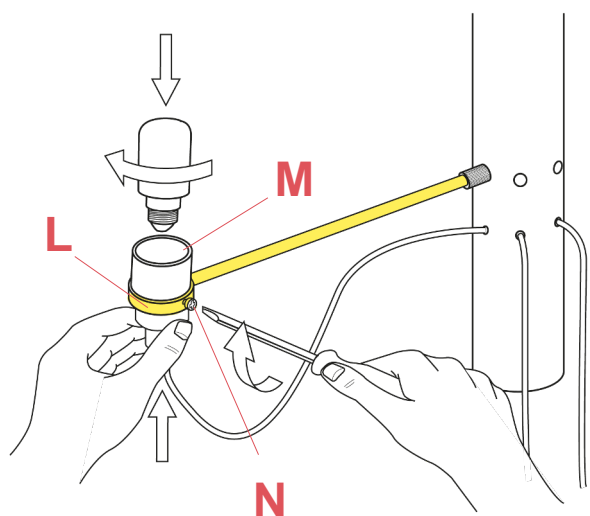


Fig.2

Screw the arms (H) to the lamp body (I), taking care not to bend on the rings (L).
Insert the lamp holder (M) in the ring (L) and fasten them by locking the screw (N).

WARNING! When installing and whenever acting on the appliance, ensure that the power supply has been switched off.
For the installation of the spare-part, it is necessary to consult a qualified electrician.