









Speers S 1

By
David Abad

Decorative
Lighting

Suspension
lamps

Technical Description

Degree of Protection		Regulation	PHASE CUT
Class		Light type	LED
Class		Light source included	Yes
Adjustable		Energy classification	G
Casambi			
Certifications			

Packaging

Net Weight per Item	2 Kg
Box Sizes	22 x 22 x 25 cm - 0.012 m ³
Gross Weight	--

Description

Suspension lamp system available with different sizes of shade. The S shade is made in copper or brass and available in solid copper or brass finishes, both with a shiny exterior and a satin interior. It is also sold in a textured matte black or white exterior, combined with a shade interior in satin brass or copper. M and L shades are made in aluminium and available in solid textured white or matte black. The Speers single fixture lamps are available in a surface version (S1) or in a recessed version (SR1). The multiple fixture lamps (S2, S3, S4, S5 and S6) are only sold in a surface version and the flat canopies are always white or black. Speers lamps are equipped with a high-luminance LED light source. They include a glass lens that focuses the light and enhances its luminous efficiency. There is an optional opal diffuser providing general diffused lighting.

Finishes

SHADE



Black (matte) / Brass (satin)



Black (matte) / Copper (satin)



Brass (shiny) / Brass (satin)



Copper (shiny) / Copper (satin)



White (matte) / Brass (satin)



White (matte) / Copper (satin)

Collection



Speers Arm C



Speers Arm W



Speers F



Speers Outdoor



Speers Outdoor Bollard



Speers Outdoor W



Speers S



Speers S M/L



Speers W

Codes

Luminaire

Light Source

729300	SPEERS S1 COPPER-COPPER	LED 9W 1100lm 500mA 2700K CRI>=90 110-230V DIM PHASE-CUT
729301	SPEERS S1 WHITE-COPPER	LED 9W 1100lm 500mA 2700K CRI>=90 110-230V DIM PHASE-CUT
729302	SPEERS S1 BLACK-COPPER	LED 9W 1100lm 500mA 2700K CRI>=90 110-230V DIM PHASE-CUT
729305	SPEERS S1 BRASS-BRASS	LED 9W 1100lm 500mA 2700K CRI>=90 110-230V DIM PHASE-CUT
729306	SPEERS S1 WHITE- BRASS	LED 9W 1100lm 500mA 2700K CRI>=90 110-230V DIM PHASE-CUT
729307	SPEERS S1 BLACK-BRASS	LED 9W 1100lm 500mA 2700K CRI>=90 110-230V DIM PHASE-CUT

Speers S 1

DOWNLOADS

- [↓ Speers_S_3D.zip](#)
- [↓ Speers_S_2D.pdf](#)
- [↓ Speers_S_Photometry.zip](#)
- [↓ Speers_S_Assembly.pdf](#)

