

# OPTIC Collection

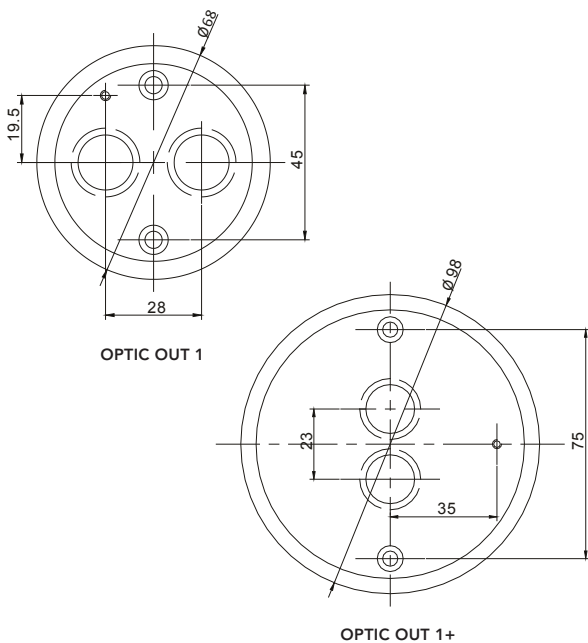
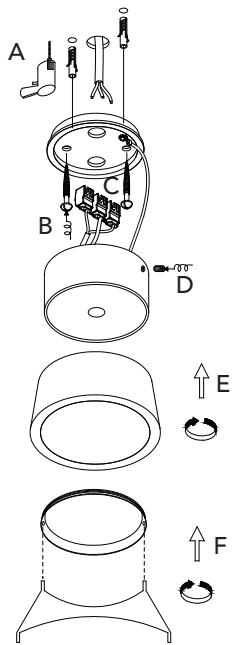
A "less is more" philosophy underpins the OPTIC collection. Enjoy the sleek shape and superb performance of these elegant spot lights.



## OPTIC OUT

User instructions

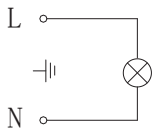




## Installation instructions

- Before installing, make sure the power supply is switched off.
- Follow the steps as the figure for installation.
  - after drilling, pull out the wires.
  - fix the mounting bracket onto the wall with screws.
  - connect the wires to the terminal block.
  - fix the fixture to the mounting bracket with screws.
  - slide the lampshade to the fixture.
  - Twist covers to the fixture in clockwise.
- After finishing every step, tighten the screws, have the fixture fixed, and then connect the power supply.

NOTE: In case of any doubt, please contact the qualified electrician.



## General use

The product is designed for indoor and outdoor use\*.

\*Rose Gold and Titanium are not recommended for outdoor use.  
The lamp gets hot after prolonged use, therefore, do not cover the product.

## Cleaning instructions

- Before cleaning, ensure that the power supply is switched off.
- Wipe surface of lamp shade with a soft cloth.
- Do not use any abrasive cleaning tools such as steel wool, scouring sponges or stiff brushes.
- Never use strong cleaning agents such as white spirit, household glass cleaner or cellulose thinners.

## Safety precautions

- The appliance should be installed, connected and tested by qualified electrician and in accordance with local regulations.
- Turn off the power supply before installation or maintenance of the lamp, and make sure that the cables are not squeezed or damaged by sharp edges during installation.
- The lamp should not be covered by insulation blankets or similar materials.

## International warranty

Your product has gone through rigorous testing in order to live up to the highest quality standards. It therefore carries a 7-year warranty from the date of the original retail purchase receipt, covering defects in materials and workmanship when used normally in accordance with the published LIGHT-POINT guidelines.

These guidelines include but are not limited to information contained in technical specifications, safety instructions and quick start guides. LIGHT-POINT is not responsible for damage arising from failure to follow instructions relating to the use of the product.

LIGHT-POINT is a registered trademark of NORDIC LIVING GROUP.

For more information, please visit  
[LIGHT-POINT.COM](http://LIGHT-POINT.COM)

