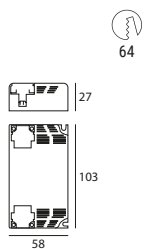


Leon | On/Off Driver



Easy Plug connector included for codes **99261, 99112, 99093, 99146.**

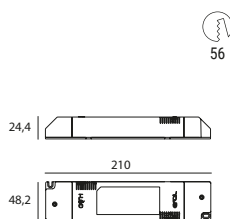
	range	output	input	eff.	PF	surge
<b>99106</b>	9-18W DC powerLEDs 19W DC topLED	500mA 39V	198~264V AC	91%	0.95	4 kV
<b>99105</b>	12-24W DC powerLEDs	630mA 39V	198~264V AC	91%	0.95	4 kV
<b>99147</b>	25W DC arrayLED	700mA 37V	198~264V AC	91%	0.95	4 kV
<b>99135</b>	30W DC arrayLED 30W DC topLED	840mA 39V	198~264V AC	91%	0.95	4 kV
<b>99239</b>	35W DC arrayLED	950mA 37V	198~264V AC	89%	0.95	4 kV

	range	output	input	eff.	PF	surge
<b>99261</b>	23W DC topLED	630mA 39V	198~264V AC	91%	0.95	4 kV
<b>99112</b>	25W DC arrayLED	700mA 37V	198~264V AC	91%	0.95	4 kV
<b>99093</b>	30W DC arrayLED 30W DC topLED	840mA 39V	198~264V AC	91%	0.95	4 kV
<b>99146</b>	35W DC arrayLED	950mA 37V	198~264V AC	89%	0.95	4 kV

Smartwave™: excellent efficiency, a long operating life, surge protection and high PF.  
Protection against overheating, overloading, open circuits and short-circuits along the output line.

Jeti | On/Off Driver



Made in Italy  
Easy Plug connector included for code **83113, 83114**

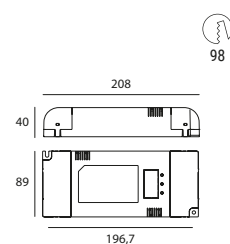
	range	output	input	eff.	PF	surge
<b>83111</b>	40W DC arrayLED	1100mA 37V	198~264 V AC	90%	0.9	4 kV
<b>83113</b>	40W DC arrayLED	1100mA 37V	198~264 V AC	90%	0.9	4 kV

	range	output	input	eff.	PF	surge
<b>83112</b>	50W DC arrayLED	1250mA 37V	198~264 V AC	90%	0.9	4 kV
<b>83114</b>	50W DC arrayLED	1250mA 37V	198~264 V AC	90%	0.9	4 kV

Smartwave™: excellent efficiency, a long operating life, surge protection and high PF.  
Protection against overheating, overloading, open circuits and short-circuits along the output line.

Wade | On/Off Driver



Made in Italy

	range	output	input	eff.	PF	surge
<b>99717</b>	70W DC topLED	1.75A 37V	198~264V AC	88%	0.97	5 kV
<b>99718</b>	90W DC topLED	2.25A 37V	198~264V AC	88%	0.97	5 kV

Protection against overheating, overloading, open circuits and short-circuits along the output line.