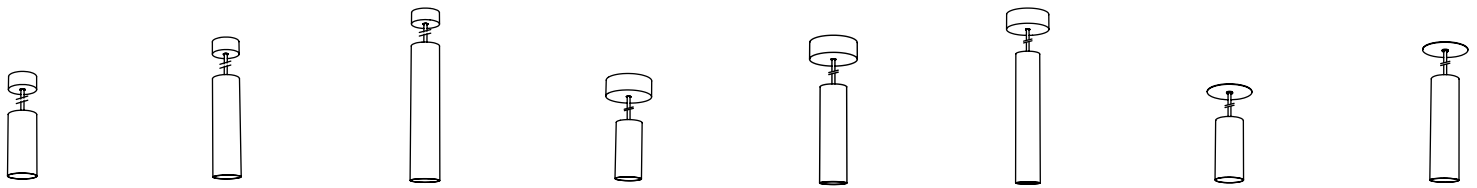


NOSTA / Victor Suspension
Pure lighting with Victor







Pure lighting with Victor

Victor suspension, with an integrated LED module, is available in the same sizes as the spot and ceiling version: 120, 200 and 295mm.



	VICTOR 120 SB1 Ø5,5CM suspension	VICTOR 200 SB1 Ø5,5CM suspension	VICTOR 295 SB1 Ø5,5CM suspension	VICTOR 120 SB1 Ø10CM suspension	VICTOR 200 SB1 Ø10CM suspension	VICTOR 295 SB1 Ø10CM suspension	VICTOR 120 C1B Ø9CM suspension	VICTOR 200 C1B Ø9CM suspension
BRONZE	U10H1DOE ²	U10H2DOE	U10H3DOE ²	U10H4DOE ²	U10H5DOE ²	U10H6DOE ²	U10H7DOE	U10H8DOE
BLACK	U10H1DZL	U10H2DZL	U10H3DZL	U10H4DZL	U10H5DZL	U10H6DZL	U10H7DZL	U10H8DZL
WHITE	U10H1DWL	U10H2DWL	U10H3DWL	U10H4DWL	U10H5DWL	U10H6DWL	U10H7DWL	U10H8DWL
BRUSHED BRASS	U10H1DLB ²	U10H2DLB ²	U10H3DLB ²	U10H4DLB ²	U10H5DLB ²	U10H6DLB ²	U10H7DLB	U10H8DLB
SPRING TYPE								
LED								
CCT	2700	2700	2700	2700	2700	2700	2700	2700
ANGLE	25 ^{°1}	25 ^{°1}	25 ^{°1}	25 ^{°1}	25 ^{°1}	25 ^{°1}	25 ^{°1}	25 ^{°1}
MAX.CURRENT	maximum 350mA	maximum 350mA	maximum 350mA	maximum 350mA	maximum 350mA	maximum 350mA	maximum 350mA	maximum 350mA
MAX.WATT	6W	6W	6W	6W	6W	6W	6W	6W
LUMEN	740lm	740lm	740lm	740lm	740lm	740lm	740lm	740lm
CLASS	class I	class I	class I	class I	class I	class I	class II	class II
GEAR	not incorporated	not incorporated	not incorporated	incorporated	incorporated	incorporated	not incorporated	not incorporated
DIMMABLE	-	-	-	YES - TRIAC	YES - TRIAC	YES - TRIAC	-	-
DIMENSIONS (mm)	base Ø55 x H27	base Ø55 x H27	base Ø55 x H27	base Ø100 x H27	base Ø100 x H27	base Ø100 x H27	plate Ø90	plate Ø90
DIMENSIONS (mm)	h: 1647 (cable 1500)	h: 1727 (cable 1500)	h:1822 (cable 1500)	h: 1647 (cable 1500)	h: 1727 (cable 1500)	h:1822 (cable 1500)	h: 1620 (cable 1500)	h: 1700 (cable 1500)
							Ø75-85 (h35)	Ø75-85 (h35)



VICTOR 295 C1B Ø9CM suspension															
BRONZE	U10H9DOE														
BLACK	U10H9DZL														
WHITE	U10H9DWL														
BRUSHED BRASS	U10H9DLB														
SPRING TYPE															
LED															
CCT	2700														
ANGLE	25° ¹														
MAX.CURRENT	maximum 350mA														
MAX.WATT	6W														
LUMEN	740lm														
CLASS	class II 														
GEAR	not incorporated														
DIMMABLE	-														
DIMENSIONS (mm)	plate Ø90														
DIMENSIONS (mm)	h: 1795 (cable 1500)														
	78 Ø75-85 (h35)														