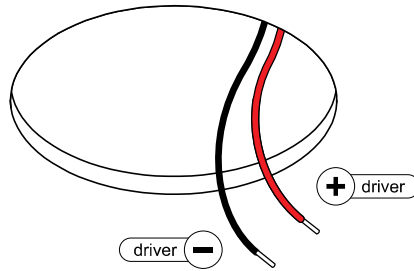
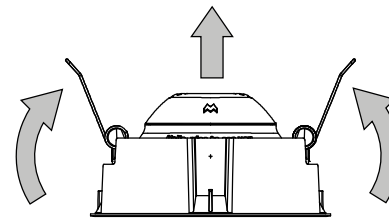
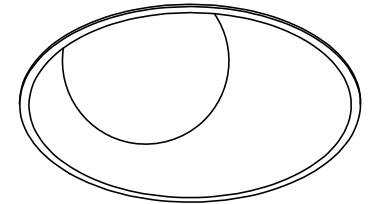
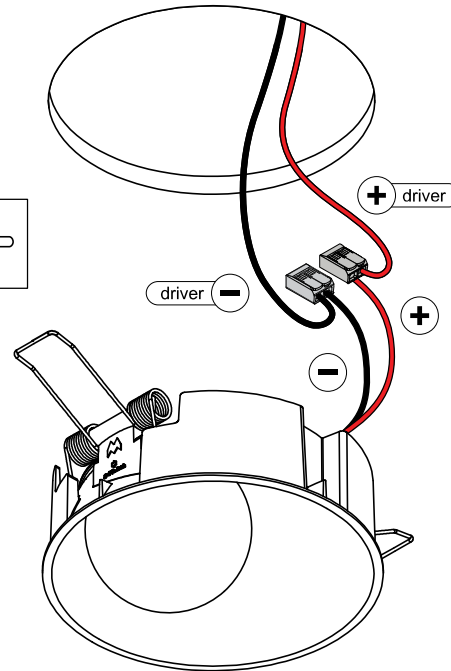
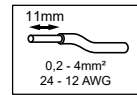
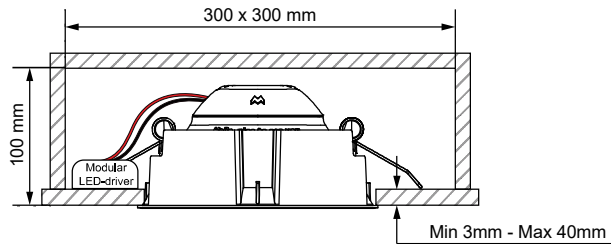


# Shellby 184 LED Warm Dim GE

121802XX



WARM DIM			
Drive Current (mA)	Forward Voltage		Power (W)
	min (Vf)	max (Vf)	
350	30,6	37	11,8
For serial connection, respect polarity!			
⊕ RED		⊖ BLACK	



Replace protective shield when broken. The luminaire shall only be used complete with its protective shield.  
Reference number repair kit: 80000626

**LIGHT SOURCE - DO NOT TOUCH LED**  
Touching the LED can result in permanent damage of the light source. The light source contained in this luminaire shall only be replaced by the manufacturer or his service agent or a similar qualified person.

**PREVENTING ELECTROSTATIC DAMAGE**  
A discharge of static electricity may damage sensitive components. Always be properly grounded when touching leads or circuitry inside the luminaire. Use a wrist strap connected by a ground cord to the housing. Avoid touching the light sources with bare hands.

**DRIVERS & ACCESSORIES**  
For latest version of driver matrix and available accessories check [www.supermodular.com](http://www.supermodular.com) or connect with your sales contact.

