

TAB LED F

Designed by E. Barber and J. Osgerby, 2011

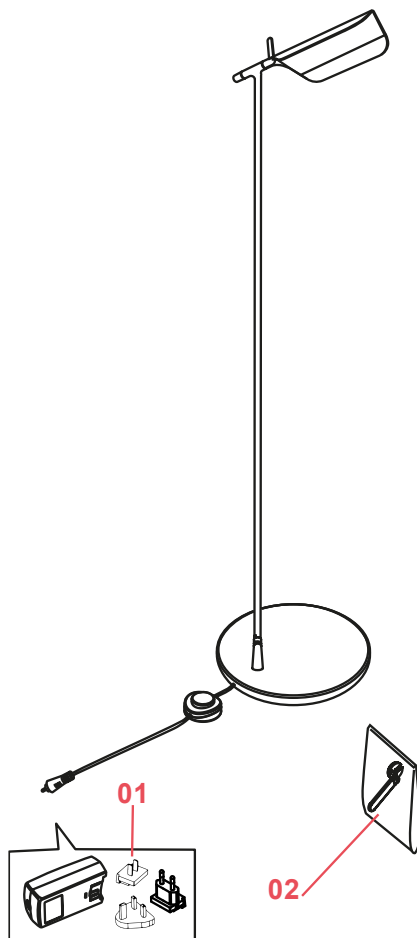
F6564030



TAB LED F

F6564030

EN



01. RF3320100 – Black Plug kit + driver spare part

02. RF13905 – Locking key tool

TAB LED F F6564030

EN

RF3320100


PLUG KIT + DRIVER SPARE PART




Copycat
p.05



Goldman
p.03


Kelvin
Edge
p.03


Kelvin
Led F
p.03



Kelvin
Led GM
p.03



Ok
p.38


Serena
p.10


Tab F
p.03


Tab T
p.03


Taccia
Small
Led
p.11


Wirering
p.20

WARNING! When installing and whenever acting on the appliance, ensure that the power supply has been switched off.
For the installation of the spare-part, it is necessary to consult a qualified electrician.

TAB LED F F6564030

EN

RF3320100

PLUG KIT + DRIVER SPARE PART

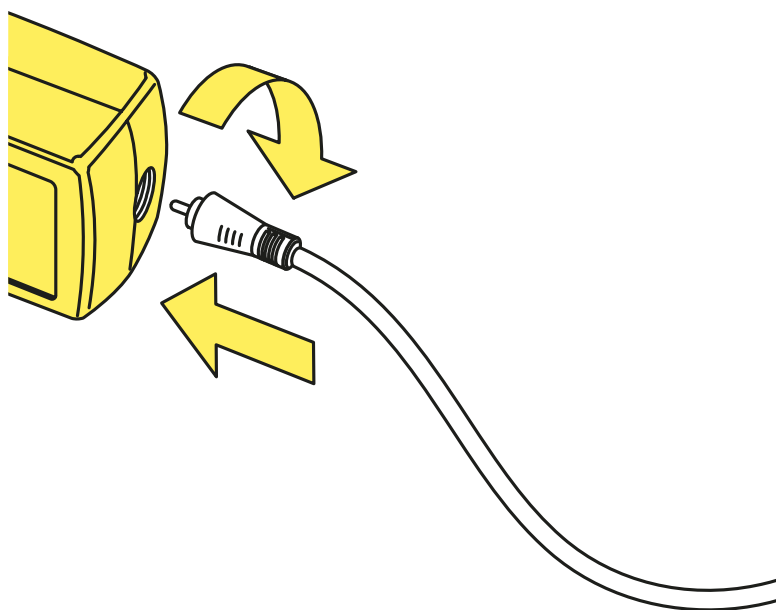


Fig.1

Insert the plug into the driver unit by using the guides snap it inside its opposite slot (use the correct type of plug for area in which the device must be installed), connect the plug to the feeder unit locking it in by rotating it 90° clockwise.

WARNING! When installing and whenever acting on the appliance, ensure that the power supply has been switched off.
For the installation of the spare-part, it is necessary to consult a qualified electrician.

©2021 Flos - All rights reserved - www.flos.com
Flos reserves the right to introduce any changes to its own models, without prior notice.

TAB LED F F6564030

EN

RF13905

LOCKING KEY TOOL



Bedside
Gun
p.15



Lounge
Gun
p.17



Tab led
F
p.05

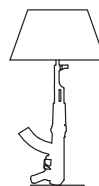


Table
Gun
p.15

WARNING! When installing and whenever acting on the appliance, ensure that the power supply has been switched off.
For the installation of the spare-part, it is necessary to consult a qualified electrician.

TAB LED F F6564030

EN

RF13905

LOCKING KEY TOOL

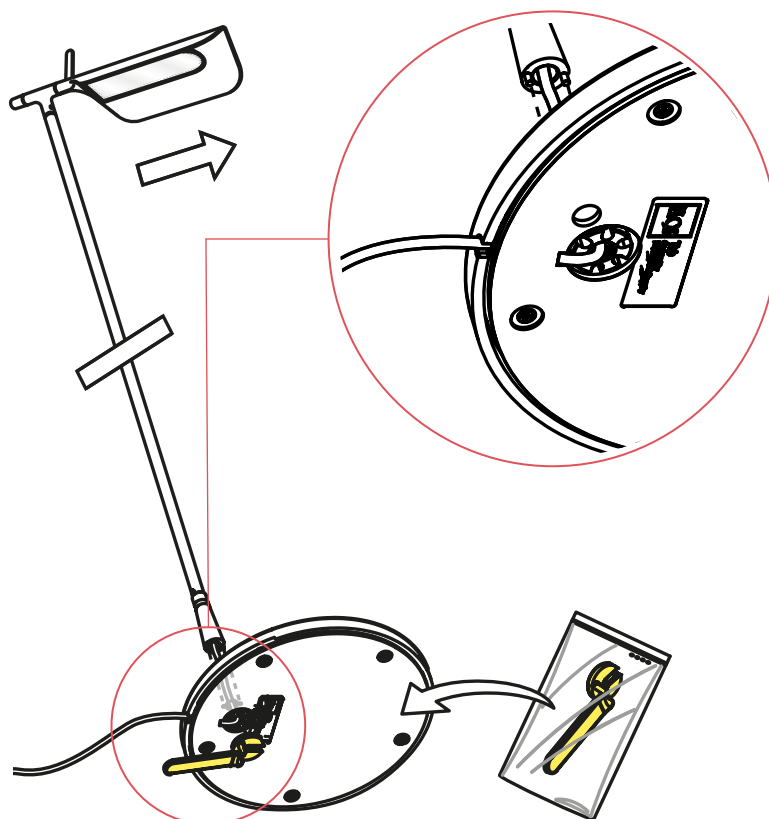


Fig.1

Fasten the screw (A) by utilizing the key (B).

WARNING! When installing and whenever acting on the appliance, ensure that the power supply has been switched off. For the installation of the spare-part, it is necessary to consult a qualified electrician.