


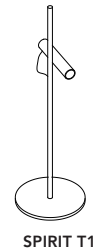
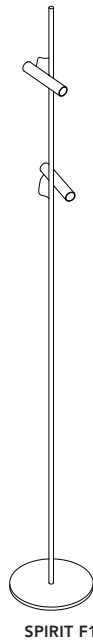
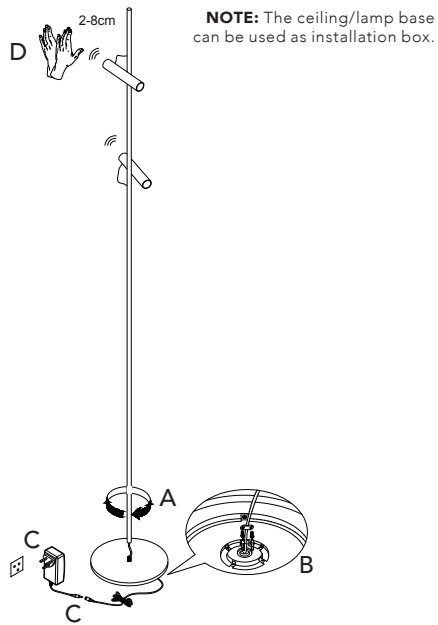
SPIRIT Collection

The balance between tubular structures gives the SPIRIT collection a distinctive three-dimensional expression. To enhance the experience of its ultramodern appearance, we chose to introduce the collection in Rose Gold/Black and Titanium/Black.



SPIRIT F1 & T1 User instructions



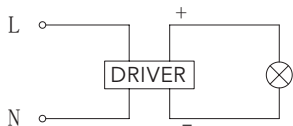


Installation instructions

- Before installing, make sure the power supply is switched off.
- Follow the steps as the figure for installation.
 - Fix the tube to the base using the supplied screws.
 - Secure the cable using the cable restrainer by tightening the two screws.
 1. Connect the cables.
2. Insert the plug into the socket.
 - Turn on or turn off the lamp by moving your hand in front of the sensor.
- Adjust luminous intensity by keeping your hand still in front of the sensor.

Please note: Before removing the plug from the socket, switch off the lamp.
- After finishing every step, tighten the screws, have the fixture fixed, and then connect the power supply.

NOTE: In case of any doubt, please contact the qualified electrician.



General use

- The product is designed for indoor use only.
- The lamp gets hot after prolonged use, therefore, do not cover the product.

Cleaning instructions

- Before cleaning, ensure that the power supply is switched off.
- Wipe surface of lamp shade with a soft cloth.
- Do not use any abrasive cleaning tools such as steel wool, scouring sponges or stiff brushes.
- Never use strong cleaning agents such as white spirit, household glass cleaner or cellulose thinners.

Safety precautions

- The appliance should be installed, connected and tested by qualified electrician and in accordance with local regulations.
- Turn off the power supply before installation or maintenance of the lamp, and make sure that the cables are not squeezed or damaged by sharp edges during installation.
- The lamp should not be covered by insulation blankets or similar materials.

International warranty

Your product has gone through rigorous testing in order to live up to the highest quality standards. It therefore carries a 7-year warranty from the date of the original retail purchase receipt, covering defects in materials and workmanship when used normally in accordance with the published LIGHT-POINT guidelines.

These guidelines include but are not limited to information contained in technical specifications, safety instructions and quick start guides. LIGHT-POINT is not responsible for damage arising from failure to follow instructions relating to the use of the product.

LIGHT-POINT is a registered trademark of NORDIC LIVING GROUP.

For more information, please visit
LIGHT-POINT.COM

