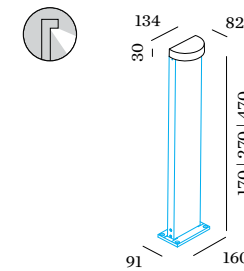


PALOS ROUND

OUTDOOR
FLOOR SURFACE



1.0

LED PCB 11W | phase-cut dim
220-240VAC | 50-60Hz | incl. driver
aluminium powder coated

IP65 SDCM3 L80I60K 0.70kg

CODE
4166A4A_
4166A4Q_
4166A4B_

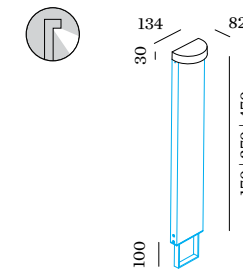
LIGHT COLOUR	LUMEN	CRI	CODE
2700K	605	>80	2
3000K	650	>80	4

ALWAYS USE

pole with fixation plate

CODE
170 910013_0
270 910014_0
470 910016_0
670 910018_0
870 910010_0

CODE
A
Q
B



1.0

LED PCB 11W | phase-cut dim
220-240VAC | 50-60Hz | incl. driver
aluminium powder coated

IP65 SDCM3 L80I60K 0.70kg

CODE
4166A4A_
4166A4Q_
4166A4B_

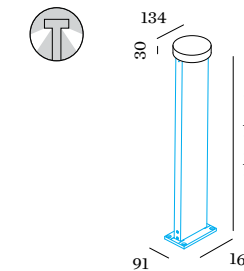
LIGHT COLOUR	LUMEN	CRI	CODE
2700K	605	>80	2
3000K	650	>80	4

ALWAYS USE

pole with concrete fixation

CODE
170 910073_0
270 910074_0
470 910076_0
670 910078_0
870 910070_0

CODE
A
Q
B



2.0

2x LED PCB 11W | phase-cut dim
220-240VAC | 50-60Hz | incl. driver
aluminium powder coated

IP65 SDCM3 L80I60K 1.16kg

CODE
4167A4A_
4167A4Q_
4167A4B_

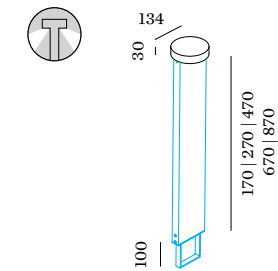
LIGHT COLOUR	LUMEN	CRI	CODE
2700K	2x605	>80	2
3000K	2x650	>80	4

ALWAYS USE

pole with fixation plate

CODE
170 910013_0
270 910014_0
470 910016_0
670 910018_0
870 910010_0

CODE
A
Q
B



2.0

2x LED PCB 11W | phase-cut dim
220-240VAC | 50-60Hz | incl. driver
aluminium powder coated

IP65 SDCM3 L80I60K 1.16kg

CODE
4167A4A_
4167A4Q_
4167A4B_

LIGHT COLOUR	LUMEN	CRI	CODE
2700K	2x605	>80	2
3000K	2x650	>80	4

ALWAYS USE

pole with concrete fixation

CODE
170 910073_0
270 910074_0
470 910076_0
670 910078_0
870 910070_0

CODE
A
Q
B