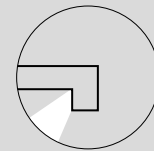




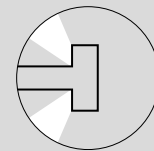


PALOS

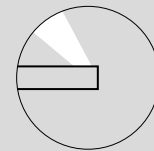
OUTDOOR WALL SURFACE



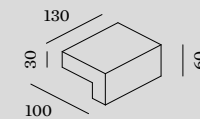
1.0



2.0



3.0



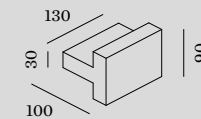
1.0

LED PCB 10W | phase-cut dim
220-240VAC | 50-60Hz | incl. driver
aluminium powder coated

IP65 SDCM3 L70|50K 0.86kg

CODE
4161A4A_
4161A4Q_
4161A4B_

LIGHT COLOUR	LUMEN	CRI	CODE
2700K	480	>80	2
3000K	520	>80	4



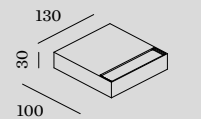
2.0

2x LED PCB 10W | phase-cut dim
220-240VAC | 50-60Hz | incl. driver
aluminium powder coated

IP65 SDCM3 L70|50K 1.10kg

CODE
4162A4A_
4162A4Q_
4162A4B_

LIGHT COLOUR	LUMEN	CRI	CODE
2700K	2x470	>80	2
3000K	2x505	>80	4



3.0

LED PCB 10W | phase-cut dim
220-240VAC | 50-60Hz | incl. driver
aluminium powder coated

IP65 SDCM3 L70|50K 0.98kg

CODE
4163A4A_
4163A4Q_
4163A4B_

LIGHT COLOUR	LUMEN	CRI	CODE
2700K	620	>80	2
3000K	670	>80	4

