

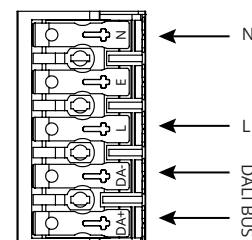
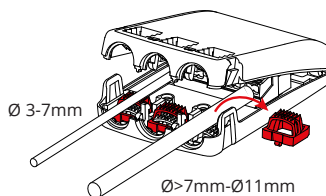
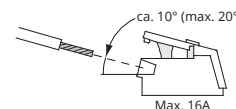
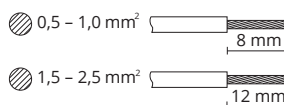
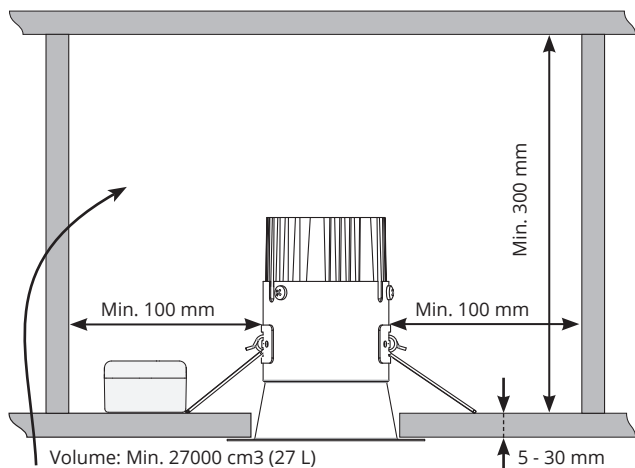
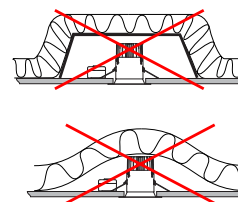
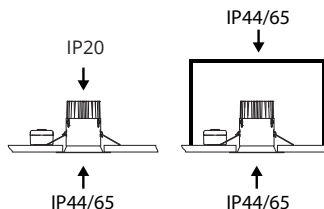


Jupiter Pro Soft Dali

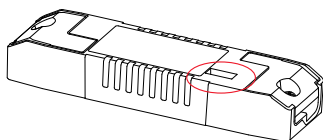
CE UK CA IP44*SELV

220-240V, 50/60Hz, 22W

| | | | | |
|--|-------------|------------|-------------|-----------|
| | Jupiter Pro | Rehab 180 | Rehab 250 | Rehab 300 |
| | Ø83 mm | Ø83-165 mm | Ø170-230 mm | Ø255-280 |



Dipswitch



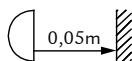
| | mA | lm |
|--|-----|------|
| | 300 | 50% |
| | 350 | 58% |
| | 400 | 67% |
| | 450 | 75% |
| | 500 | 83% |
| | 550 | 92% |
| | 600 | 100% |



NO: Kan kun installeres og vedlikeholdes av en registrert installasjonsvirksomhet.
DK: Må kun installeres og vedlikeholdes af uddannet elektriker.
SE: Skall installeras och underhållas av behörig elektriker.
EN: Only to be installed and maintained by an authorized electrician.
FR: Doit être installé et maintenu par un électricien qualifié.
NL: Mag alleen geïnstalleerd en onderhouden worden door een bevoegde elektricien.
DE: Dieses Produkt darf nur durch autorisiertes Personal (z.B. Elektro-Installateur) angeschlossen, in Betrieb genommen und gewartet werden.
FI: Asentaa ja huolttaa saa vain valtuutettu sähköasentaja



NO: Skru av strømmen før montering.
EN: Sluk for strømmen inden montering.
SE: Stäng av strömmen innan montering.
EN: Turn off power before installing.
FR: Couper le courant avant l'installation.
NL: Stroom uitschakelen voor u het toestel installeert.
DE: Vor Installationsarbeiten den Strom abschalten.
FI: Sammuuta virta ennen kytkemistä



NO: Minimalsavstand til brennbart materiale i armaturens stråleretning.
DK: Mindste afstand til brændbare materialer i armaturets stråleretning.
SE: Minsta avståndet till brännbara material i armaturen strålrättning.
EN: Minimum distance to flammable material in the beam direction.
FR: Distance minimum entre le faisceau lumineux de l'armature et toute matière inflammable.
NL: Minimale afstand tussen de lichtstraal van de armatuur en het brandbaar materiaal.
DE: Der kleinste Abstand zum brennbaren Material in die Richtung des Lichtstrahls.
FI: Pienin etäisyyys palavaan materiaaliin valaisimen suunnassa.



NO: Skadet glass må erstattes med nytt.
EN: Damaged glass must be replaced.
DK: Beskadiget glas skal udskiftes
SE: Skadat glas måste ersättas med nytt.
FR: Tout verre endommagé doit être remplacé.
NL: Gebroken glas moet vervangen worden.
DE: Glasscherben müssen ausgetauscht werden.
FI: Vaurioitunut lasi on vaihdettava

NORWAY
 SG Armaturen AS
 Skytterheia 25
 N-4790 Lillesand

SWEDEN
 SG Armaturen AB
 Tel: +46 31 81 71 10
 info@sg-ab.se
 www.sg-ab.se

DENMARK
 SG Armaturen A/S
 Tel: +45 70 70 72 13
 info@sg-as.dk
 www.sg-as.dk

FRANCE
 SG Lighting SA/NV
 Tel: +33(0) 4 94 93 00 00
 info.france@sighting.net
 www.sighting.net

GERMANY
 SG Leuchten GmbH
 Tel: +49 40 23 99 44 59
 info@sg-leuchten.de
 www.sg-leuchten.de

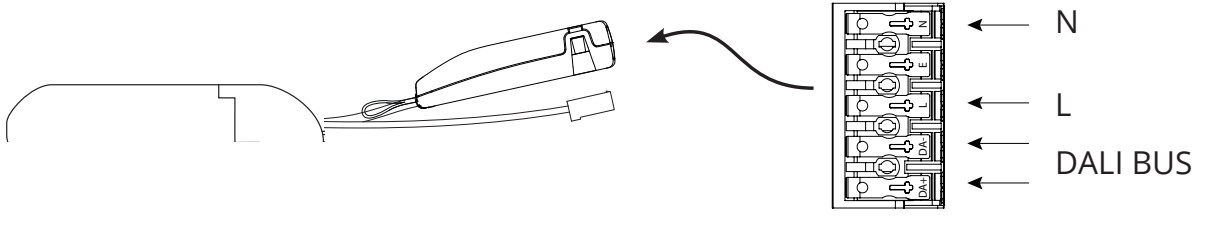
Tel: +47 37 50 03 00
 firmapost@sg-as.no
 www.sg-as.no

FINLAND
 SG Armaturen Oy
 Tel: +358 02 07 30 39 60
 info@sg-oy.fi
 www.sg-oy.fi

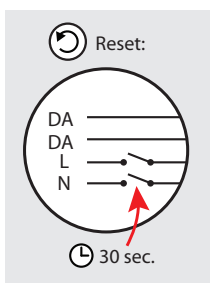
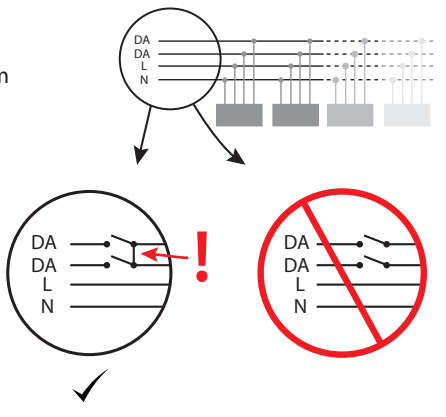
UNITED KINGDOM
 SG Lighting LTD
 Tel: +47 37 50 03 00
 info@sighting.co.uk
 www.sighting.co.uk

BENELUX
 SG Lighting SA/NV
 Tel: +32(0) 15 20 72 71
 info.benelux@sighting.net
 www.sighting.net

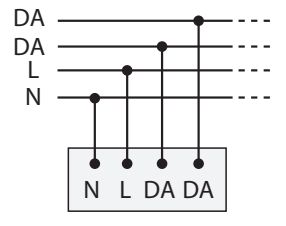
INTERNATIONAL
 SG Lighting Co Ltd.
 Tel: +86 769 88 49 20 88
 cindy@sgdgcn.com
 www.sg-as.com



i
DALI Dim



DALI Dim



Push Dim

