

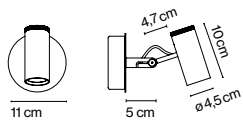


Polo
Joan Gaspar

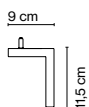
marset



Polo A hardwired



Wall bracket



Polo A

Light Source:
LED SMD 350mA 6,3W
3000K CRI80 532,4lm

Luminaire:
100 - 240 VAC 8,11W 436lm

LED included

Black electrical cord

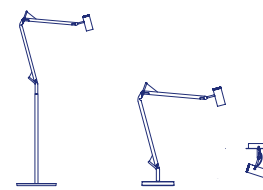
Body and diffuser in lacquered aluminium. A switch is incorporated into the diffuser.

● Black (RaI 9005)



- [Download](#) Assembly Instructions
- [Download](#) Photometric Data
- [Download](#) 2D
- [Download](#) 3D

Range



Watch the video
info@marset.com
www.marset.com

Its integrated LED technology allows one to direct the beam with the utmost precision, for a light that is both focused and warm, yet highly useful.