

FLOS

SA.5009.1 Raw

Soft Spun Large

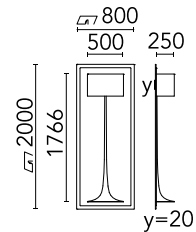
Designed by Sebastian Wrong, 2013



Recessed luminaire for lamp, direct connection to mains. Electronic LED driver 220-240V / 50-60Hz integrated.

Are you a professional and your project needs consulting and support?

[BOOK AN APPOINTMENT](#)



Main specifications

Mounting	Wall recessed
Environment	Indoor dry location
Lamp category	LED retrofit
Lamp type	QT-DE-12
Lamp holder	R7S
Icos	No
System flux (lm)	1613

Physical

Colour	Raw
Trim	No
Orientation	Fixed
Net weight (kg)	28
IP	20
IP external	20

Download

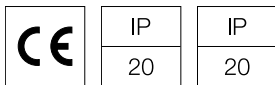
[Mounting instructions](#) PDF

Photometric Files

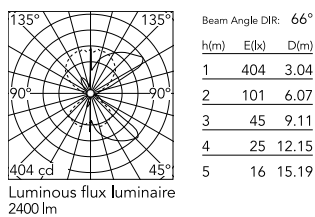
[LDT / IES](#) LDT

Technical Drawings

[3D](#) ZIP



Schematic light drawing



Photometric

Lighting type	Indirect
Light distribution	Symmetric
CRI>	90

Electrical

Driver	Integrated
Dimmable	No
Dimming type	Electronic 12V
Emergency type	No

Notes

QT-DE-12 diffuser / LED White base
