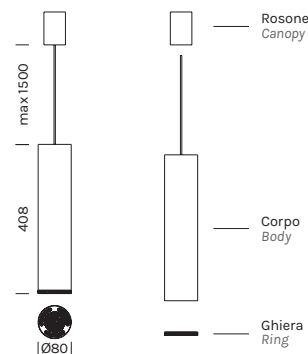


SOSPENSIONE / SUSPENSION

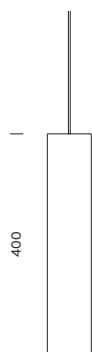
BEAM STICK METAL Ø80 H400







Alluminio e metallo
Fascio di luce verso il basso
Colore cavo: nero

Aluminum and metal
 Light beam: downward-projected
 Cable color: black

**Corpo (ghiera esclusa) / Body (ring excluded)**

	M 2700°K	W 3000°K	N 4000°K
4519			
Potenza/ Power	1x 12,3W	1x 12,3W	1x 12,3W
Lumen	1x 1413 lm	1x 1470 lm	1x 1507 lm
CRI	97	97	97
Alimentazione/ Supply	350mA	350mA	350mA



Articolo Item	Temperatura Temperature	°Ottica °Optic	Finitura Finish
4519	M	12	-BO 
	W	35	-NO 
	N	55	-BV 
			-OR 
			-RR 
			-TI 

Ghiera / Ring

Filtro anti-abbagliamento incluso
 Antiglare filter included



Articolo Item	Finitura Finish
413	-BO 
	-BV 
	-NO 
	-OR 
	-RR 
	-TI 

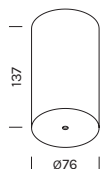
Rosone / Canopy

Rosone 24Vdc necessita alimentatore remoto 24Vdc
Canopy 24Vdc requires 24Vdc remote driver



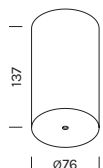
Articolo Item	Finitura Finish
RS01/80	-BO
	-NO
	-BV
	-OR
	-RR
	-TI

Rosone ON - OFF 220-240Vac
alimentatore incluso - non dimmerabile
Canopy ON-OFF 220-240Vac driver
included - not dimmable



RS04	-BO
	-NO
	-BV
	-OR
	-RR
	-TI

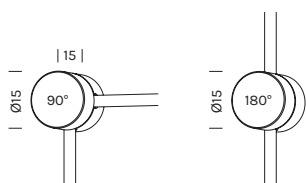
Rosone per dimmerazioni 220-240Vac
alimentatore incluso
Canopy for dimmable version
220-240Vac driver included



RS04/80/PUSH RS04/80/1-10 RS04/80/DALI	-BO
	-NO
	-BV
	-OR
	-RR
	-TI

Il codice prodotto si compone mettendo uno dopo l'altro, da sinistra a destra, i dati nelle colonne gialle, es: 1111M12-AA
The product code is created by putting in sequence the data under the yellow columns from left to right, e.g:1111M12-AA

Passacavi / Cable entry



BEAM KIT 01

BEAM KIT 02

Articolo Item	Finitura Finish
BEAM-KIT01 BEAM-KIT02	-NA ■

Alimentatori 24Vdc in tensione in remoto / Remote constant voltage drivers 24Vdc

Articolo Item	Potenza Power	Dimensioni Dimensions	N° art. alimentabili N° of items powerable
1A0150	30W	160x58x18	1
1A0151	50W	160x58x18	1-2
1A0152	75W	160x58x18	1-3
1A0145	100W	190x52x37	1-4
1A0153	150W	240x60x49	1-6

Centraline dimmerabili in remoto / Remote dimmable controllers

Articolo Item	Potenza Power	Dimensioni Dimensions
1A0837	120W MAX	132x22x19
1A0838	240W MAX	156x47x26
1A0172	240W MAX	57x43x19