

Date \_\_\_\_\_

\_\_\_\_\_

Name \_\_\_\_\_

\_\_\_\_\_

Client \_\_\_\_\_

\_\_\_\_\_

Project name \_\_\_\_\_

\_\_\_\_\_

Quote# \_\_\_\_\_

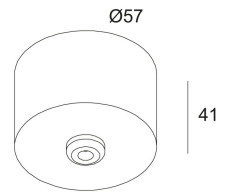
\_\_\_\_\_

Type/Quantity \_\_\_\_\_

\_\_\_\_\_

**CABLE BASE R**  
**203 99 55**

[Weblink](#)



Beschikbare Heuren: ALU GEANODISEERD (203 99 55 ANO)  
ZWART (203 99 55 B)  
WIT (203 99 55 W)

Gewicht: 0.1 KG  
Minimumafstand: n.v.t.

Opties: COVERSET R 62-90-100

Voor gedetailleerde installatie-instructies, raadpleeg de handleiding. [203\\_99\\_55\\_HAND.pdf](#)

## CABLE BASE R

203 99 55

SUSPENSION SET 28 3x0,75 3m  
 SUSPENSION SET 30 2x0,75 1,6m  
 SUSPENSION SET 32 5x0,75 1,6m  
 DTC-ON - PROFILE  
 TRACK 3F DIM ON 2m  
 TRACK 3F DIM H 1m  
 TRACK 3F DIM H 3m  
 SUPERLOOP HC 250 SBL 930  
 SUPERLOOP HC 350 SBL 930  
 SUPERLOOP HC 500 SBL 930  
 SUPERLOOP HC 250 MDL  
 SUPERLOOP HC 350 MDL  
 SUPERLOOP HC 500 MDL  
 SUPERLOOP PLUS HC 90 SBL 930  
 SUPERLOOP PLUS HC 70 MDL  
 SUPERLOOP PLUS HC 120 MDL  
 SUPER-OH! SLIM 80 SBL DOWN 930 DIM4  
 SUPER-OH! SLIM 120 SBL DOWN 930 DIM4  
 SUPER-OH! SLIM 80 C SBL DOWN-UP 930 DIM4  
 SUPER-OH! SLIM 120 C SBL DOWN-UP 930 DIM4  
 SLM26L - PROFILE 1m  
 SLM26L - PROFILE 3m  
 SLM26H - PROFILE 1m  
 SLM26H - PROFILE 3m  
 SLM - CURRENT SUPPLY SET 4 x 0,75mm<sup>2</sup> 1,6m DIM5  
 SLM - CURRENT SUPPLY SET 2 x 0,75mm<sup>2</sup> 1,6m BLACK MDL  
 SLM - CURRENT SUPPLY SET 6 x 0,75mm<sup>2</sup> 1,6m BLACK DIM5 UP  
 SLM - CURRENT SUPPLY SET 4 x 0,75mm<sup>2</sup> 1,6m BLACK MDL UP  
 SLM44 - PROFILE 2m  
 SLM35R - PROFILE  
 SLM35R - PROFILE 2m  
 LASS-OH! 6060 92734  
 LASS-OH! 60110 92734  
 LASS-OH! 60160 92734  
 LASS-OH! L150-2 92734  
 LASS-OH! L150-3 92734  
 LASS-OH! L210-3 92734  
 LASS-OH! L210-4 92734  
 LASS-OH! L330-6 92734  
 LASS-OH! L330-4 92734  
 CONFORM P14 DOWN-UP 953067 DIM4  
 CONFORM P20 DOWN-UP 953067 DIM4  
 CONFORM P28 DOWN-UP 953067 DIM4  
 CONFORM P14 PDS DOWN-UP 953067  
 CONFORM P20 PDS DOWN-UP 953067  
 CONFORM P28 PDS DOWN-UP 953067  
 INFORM R1 DOWN 92748  
 INFORM R1 DOWN-UP 92748  
 INFORM R1+ DOWN 92748 DIM5  
 INFORM R1+ DOWN-UP 92748 DIM5  
 INFORM R2 DOWN 92748  
 INFORM R2 DOWN-UP 92748  
 INFORM R2+ DOWN 92748 DIM5  
 INFORM R2+ DOWN-UP 92748 DIM5  
 INFORM R3+ DOWN 92748 DIM5  
 INFORM R3 DOWN 92748  
 INFORM R3 DOWN-UP 92748  
 INFORM R4 C DOWN-UP 92748  
 WINDOW 6060 830  
 WINDOW 30120 C 830  
 SUPERNOVA LINE 65 TW WD  
 SUPERNOVA LINE 6583 DIM1  
 SUPERNOVA LINE 6583 PRISMATIC  
 SUPERNOVA LINE 6583 PRISMATIC DIM5  
 SUPERNOVA LINE 95 TW WD  
 SUPERNOVA LINE 9583 DIM1  
 SUPERNOVA LINE 9583 PRISMATIC  
 SUPERNOVA LINE 9583 PRISMATIC DIM5  
 SUPERNOVA LINE 125 TW WD  
 SUPERNOVA LINE 12583 DIM1  
 SUPERNOVA 12528 DIM1  
 SUPERNOVA 9528 DIM1  
 SUPERNOVA LINE 6583 DOWN-UP

SUSPENSION SET 29 5x0,75 3m  
 SUSPENSION SET 31 5x0,75 1,6m  
 SUSPENSION SET 33 2x0,75 1,6m  
 TRACK 3F DIM ON 1m  
 TRACK 3F DIM ON 3m  
 TRACK 3F DIM H 2m  
 SUPERLOOP HC 200 SBL 930  
 SUPERLOOP HC 300 SBL 930  
 SUPERLOOP HC 400 SBL 930  
 SUPERLOOP HC 200 MDL  
 SUPERLOOP HC 300 MDL  
 SUPERLOOP HC 400 MDL  
 SUPERLOOP PLUS HC 70 SBL 930  
 SUPERLOOP PLUS HC 120 SBL 930  
 SUPERLOOP PLUS HC 90 MDL  
 SUPER-OH! SLIM 80 SBL DOWN 930  
 SUPER-OH! SLIM 120 SBL DOWN 930  
 SUPER-OH! SLIM 80 C SBL DOWN-UP 930  
 SUPER-OH! SLIM 120 C SBL DOWN-UP 930  
 SLM26L - PROFILE  
 SLM26L - PROFILE 2m  
 SLM26H - PROFILE  
 SLM26H - PROFILE 2m  
 SLM - CURRENT SUPPLY SET 2 x 0,75mm<sup>2</sup> 1,6m MDL  
 SLM - CURRENT SUPPLY SET 6 x 0,75mm<sup>2</sup> 1,6m DIM5 UP  
 SLM - CURRENT SUPPLY SET 4 x 0,75mm<sup>2</sup> 1,6m BLACK DIM5  
 SLM - CURRENT SUPPLY SET 4 x 0,75mm<sup>2</sup> 1,6m MDL UP  
 SLM44 - PROFILE  
 SLM44 - PROFILE 3m  
 SLM35R - PROFILE 1m  
 SLM35R - PROFILE 3m  
 LASS-OH! 6060 93034  
 LASS-OH! 60110 93034  
 LASS-OH! 60160 93034  
 LASS-OH! L150-2 93034  
 LASS-OH! L150-3 93034  
 LASS-OH! L210-3 93034  
 LASS-OH! L210-4 93034  
 LASS-OH! L330-6 93034  
 LASS-OH! L330-4 93034  
 CONFORM P14 DOWN-UP 954067 DIM4  
 CONFORM P20 DOWN-UP 954067 DIM4  
 CONFORM P28 DOWN-UP 954067 DIM4  
 CONFORM P14 PDS DOWN-UP 954067  
 CONFORM P20 PDS DOWN-UP 954067  
 CONFORM P28 PDS DOWN-UP 954067  
 INFORM R1 DOWN 93048  
 INFORM R1 DOWN-UP 93048  
 INFORM R1+ DOWN 93048 DIM5  
 INFORM R1+ DOWN-UP 93048 DIM5  
 INFORM R2 DOWN 93048  
 INFORM R2 DOWN-UP 93048  
 INFORM R2+ DOWN 93048 DIM5  
 INFORM R2+ DOWN-UP 93048 DIM5  
 INFORM R3+ DOWN 93048 DIM5  
 INFORM R3 DOWN 93048  
 INFORM R3 DOWN-UP 93048  
 INFORM R4 C DOWN-UP 93048  
 WINDOW 6060 830 DOWN-UP  
 SUPERNOVA LINE 65 TW DIM5  
 SUPERNOVA LINE 6583  
 SUPERNOVA LINE 6583 DIM5  
 SUPERNOVA LINE 6583 PRISMATIC DIM1  
 SUPERNOVA LINE 95 TW DIM5  
 SUPERNOVA LINE 9583  
 SUPERNOVA LINE 9583 DIM5  
 SUPERNOVA LINE 9583 PRISMATIC DIM1  
 SUPERNOVA LINE 125 TW DIM5  
 SUPERNOVA LINE 12583  
 SUPERNOVA LINE 12583 DIM5  
 SUPERNOVA 6528 DIM1  
 SUPERNOVA LINE 65 TW DOWN-UP DIM5  
 SUPERNOVA LINE 6583 DOWN-UP DIM1

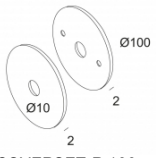
SUPERNOVA LINE 6583 DOWN-UP DIM5  
SUPERNOVA LINE 6583 PRISMATIC DOWN-UP DIM1  
SUPERNOVA LINE 9583 DOWN-UP DIM5  
SUPERNOVA LINE 9583 PRISMATIC DOWN-UP DIM1  
SUPERNOVA LINE 9583 PRISMATIC DOWN-UP DIM5  
SUPERNOVA LINE 12583 DOWN-UP DIM5  
SUPERNOVA FLAT 6583 DIM1  
SUPERNOVA FLAT 6583 PRISMATIC  
SUPERNOVA FLAT 6583 PRISMATIC DIM5  
SUPERNOVA FLAT 9583 DIM1  
SUPERNOVA FLAT 9583 PRISMATIC  
SUPERNOVA FLAT 9583 PRISMATIC DIM5  
SUPERNOVA FLAT 6583 SMOOTH UP DIM1  
SUPERNOVA FLAT 6583 SMOOTH UP DIM5  
SUPERNOVA FLAT 6583 PRISMATIC SMOOTH UP  
SUPERNOVA FLAT 6583 PRISMATIC SMOOTH UP DIM5  
SUPERNOVA FLAT 9583 SMOOTH UP DIM1  
SUPERNOVA FLAT 9583 PRISMATIC SMOOTH UP  
SUPERNOVA FLAT 9583 PRISMATIC SMOOTH UP DIM5  
SUPERNOVA FLAT 6583 DOWN-UP DIM1  
SUPERNOVA FLAT 6583 PRISMATIC DOWN-UP  
SUPERNOVA FLAT 6583 PRISMATIC DOWN-UP DIM5  
SUPERNOVA FLAT 9583 DOWN-UP DIM1  
SUPERNOVA FLAT 9583 PRISMATIC DOWN-UP  
SUPERNOVA FLAT 9583 PRISMATIC DOWN-UP DIM5  
METRONOME XXL  
MID80 - CURRENT SUPPLY 3 x 0,75mm<sup>2</sup> 6,0m  
MID80 - CURRENT SUPPLY 5 x 0,75mm<sup>2</sup> 6,0m  
SUPER-OH! 70 83020  
SUPER-OH! 70 DOWN-UP 82720  
SUPER-OH! 120 82720  
SUPER-OH! 120  
SUPER-OH! 120 DOWN-UP 83020  
SUPER-OH! 170 83020  
SUPER-OH! 170 DOWN-UP 82720  
SUPER-OH! 70 SBL  
SUPER-OH! 70 SBL DOWN-UP  
SUPERLOOP HC 70 SBL 930  
SUPERLOOP HC 120 SBL 930  
SUPERLOOP HC 70 SPR 930  
SUPERLOOP HC 120 SPR 930  
SUPERDOME E27  
NB140/200 / BAN200 - CURRENT SUPPLY 3 x 0,75mm<sup>2</sup> 1,6m  
NB140/200 / BAN200 - CURRENT SUPPLY 5 x 0,75mm<sup>2</sup> 1,6m  
NB200 - PROFILE  
OUTFIT L 411 T50  
OUTFIT U 411 T50  
UNI70 - CURRENT SUPPLY 3 x 0,75mm<sup>2</sup> 6,0m  
UNI70 - CURRENT SUPPLY 5 x 0,75mm<sup>2</sup> 6,0m  
HDL75 - CURRENT SUPPLY 3 x 0,75mm<sup>2</sup> 6,0m  
HDL75 - CURRENT SUPPLY 5 x 0,75mm<sup>2</sup> 6,0m  
BLN 65 - PROFILE  
SRL 70S - PROFILE  
STREAMLINER 70S P2483 DIM1  
STREAMLINER 70S P4883 DIM1  
FNL - PROFILE  
FNL - CURRENT SUPPLY 3 x 0,75mm<sup>2</sup> 6,0m  
FNL - CURRENT SUPPLY 5 x 0,75mm<sup>2</sup> 6,0m  
FTL35 - CURRENT SUPPLY 2 x 0,75 mm<sup>2</sup> 1,6m  
FTL35 F HE DOWN-UP - PROFILE  
FTL35 X HE DOWN-UP - PROFILE  
MIC40 - CURRENT SUPPLY 3 x 0,75mm<sup>2</sup> 1,6m  
MIC40 - CURRENT SUPPLY 5 x 0,75mm<sup>2</sup> 1,6m  
OAO - PROFILE  
ONE-AND-ONLY P12 DOWN-UP 930 DIM1  
ONE-AND-ONLY P20 DOWN-UP 930 DIM1  
SUPERLOOP HC 70 MDL  
SUPERLOOP HC 120 MDL  
SUPERLOOP S HC 106 MDL  
SUPERLOOP S HC 211 MDL  
TGL-ON - PROFILE

SUPERNOVA LINE 6583 PRISMATIC DOWN-UP  
SUPERNOVA LINE 6583 PRISMATIC DOWN-UP DIM5  
SUPERNOVA LINE 9583 DOWN-UP  
SUPERNOVA LINE 9583 DOWN-UP DIM5  
SUPERNOVA LINE 9583 PRISMATIC DOWN-UP DIM1  
SUPERNOVA LINE 125 TW DOWN-UP DIM5  
SUPERNOVA LINE 12583 DOWN-UP DIM1  
SUPERNOVA FLAT 6583  
SUPERNOVA FLAT 6583 DIM5  
SUPERNOVA FLAT 6583 PRISMATIC DIM1  
SUPERNOVA FLAT 9583  
SUPERNOVA FLAT 9583 DIM5  
SUPERNOVA FLAT 9583 PRISMATIC DIM1  
SUPERNOVA FLAT 6583 SMOOTH UP  
SUPERNOVA FLAT 6583 SMOOTH UP DIM5  
SUPERNOVA FLAT 6583 PRISMATIC SMOOTH UP DIM1  
SUPERNOVA FLAT 9583 SMOOTH UP  
SUPERNOVA FLAT 9583 SMOOTH UP DIM5  
SUPERNOVA FLAT 9583 PRISMATIC SMOOTH UP DIM1  
SUPERNOVA FLAT 6583 DOWN-UP  
SUPERNOVA FLAT 6583 DOWN-UP DIM5  
SUPERNOVA FLAT 6583 PRISMATIC DOWN-UP DIM1  
SUPERNOVA FLAT 9583 DOWN-UP  
SUPERNOVA FLAT 9583 DOWN-UP DIM5  
SUPERNOVA FLAT 9583 PRISMATIC DOWN-UP DIM1  
METRONOME L  
MID80 - CURRENT SUPPLY 3 x 0,75mm<sup>2</sup> 1,6m  
MID80 - CURRENT SUPPLY 5 x 0,75mm<sup>2</sup> 1,6m  
SUPER-OH! 70 82720  
SUPER-OH! 70  
SUPER-OH! 70 DOWN-UP 83020  
SUPER-OH! 120 83020  
SUPER-OH! 120 DOWN-UP 82720  
SUPER-OH! 170 82720  
SUPER-OH! 170  
SUPER-OH! 170 DOWN-UP 83020  
SUPER-OH! 120 SBL DIM5  
SUPER-OH! 120 SBL DOWN-UP DIM5  
SUPERLOOP HC 90 SBL 930  
SUPERLOOP HC 170 SBL 930  
SUPERLOOP HC 90 SPR 930  
SUPERLOOP HC 170 SPR 930  
SUPERDOME 9528 DIM1  
NB140/200 / BAN200 - CURRENT SUPPLY 3 x 0,75mm<sup>2</sup> 6,0m  
NB140/200 / BAN200 - CURRENT SUPPLY 5 x 0,75mm<sup>2</sup> 6,0m  
OUTFIT L 211 T50  
OUTFIT U 211 T50  
UNI70 - CURRENT SUPPLY 3 x 0,75mm<sup>2</sup> 1,6m  
UNI70 - CURRENT SUPPLY 5 x 0,75mm<sup>2</sup> 1,6m  
HDL75 - CURRENT SUPPLY 3 x 0,75mm<sup>2</sup> 1,6m  
HDL75 - CURRENT SUPPLY 5 x 0,75mm<sup>2</sup> 1,6m  
SPT ON - PROFILE  
B-LINER 65 P630 DIM1  
STREAMLINER 70S P2483  
STREAMLINER 70S P4883  
SRL 70L - PROFILE  
FNL - CURRENT SUPPLY 3 x 0,75mm<sup>2</sup> 1,6m  
FNL - CURRENT SUPPLY 5 x 0,75mm<sup>2</sup> 1,6m  
FTL35 - PROFILE  
FTL35 F HE - PROFILE  
FTL35 F HE DOWN-UP - CURRENT SUPPLY 2 x 0,75 mm<sup>2</sup> 1,6m  
MIC40/40+ - PROFILE  
MIC40 - CURRENT SUPPLY 3 x 0,75mm<sup>2</sup> 6,0m  
MIC40 - CURRENT SUPPLY 5 x 0,75mm<sup>2</sup> 6,0m  
ONE-AND-ONLY P12 DOWN-UP 930  
ONE-AND-ONLY P20 DOWN-UP 930  
ONE-AND-ONLY P20 DOWN-UP 930 DIM5  
SUPERLOOP HC 90 MDL  
SUPERLOOP HC 170 MDL  
SUPERLOOP S HC 109 MDL  
SUPERLOOP S HC 217 MDL  
TGL-ON - CURRENT SUPPLY 2 x 0,50mm<sup>2</sup> 1,6m

## Related references

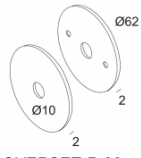
## COVERSETS

Weblink / Specificatieblad



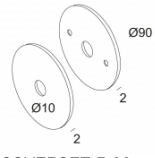
COVERSET R 100  
204 00 100

Weblink / Specificatieblad



COVERSET R 62  
204 00 62

Weblink / Specificatieblad



COVERSET R 90  
204 00 90