

RefLED ES111 DIM

RefLED Retro ES111 V2 1150LM DIM 830 25SL

0029192



Product features

- High performance LED ES111 lamp with the same look and feel of traditional Halogen ES111 lamp
- Full glass design - means no colours clashing between lamp and fixture
- High lumen output - 1150lm
- Stippled lens to help reduce glare and recreate the halogen light effect
- 25° beam angle
- 87% energy saving
- Dimmable
- 25,000 H average rated life, last 12.5 times longer than halogen alternatives
- > 100,000X switching cycle
- High lumen efficacy - 89 lm/W
- Good colour rendering - CRI 80



PRODUCT OVERVIEW

| | |
|---------------------------------|--|
| Product name | RefLED Retro ES111 V2 1150LM DIM 830 25SL |
| Technology | LED |
| Watt (Rated) (W) | 13 |
| Type | LED exchangeable |
| Cap/Base | GU10 |
| Fixture rating | Open |
| General application | Hospitality, Retail, Residential & Consumer, Museums & Galleries |
| ETIM Class | EC001959 |
| E-number FI | 4741074 |
| Warranty | 3 years |
| Colour temperature (K) | 3000 |
| Light colour | Warm White |
| CRI (Ra) | 80 |
| Colour Variation Initial (SDCM) | SDCM6 |
| Colour Consistency (SDCM) | 6 |
| Beam Angle (°) | 25 |
| Photobiological Risk Group | RG1 |
| Wattage (W) | 13 |
| Product Voltage (V) | 230 |
| Dimmable | Yes |
| Average life (Nominal) (h) | 25000 |
| Product EAN number | 5410288291925 |

DATA TABLE

General data

| | |
|------------------|---|
| Product name | RefLED Retro ES111 V2 1150LM DIM 830 25SL |
| Technology | LED |
| Watt (Rated) (W) | 13 |
| Type | LED exchangeable |
| Cap/Base | GU10 |

RefLED ES111 DIM

RefLED Retro ES111 V2 1150LM DIM 830 25SL
0029192

| | |
|---|--|
| Fixture rating | Open |
| General application | Hospitality, Retail, Residential & Consumer, Museums & Galleries |
| Operating temperature range (°C) | -20°C...+40°C |
| Performance ambient temperature Tq (°C) | 25 |
| ETIM Class | EC001959 |
| E-number FI | 4741074 |
| Warranty | 3 years |

Optical data

| | |
|--|------------|
| Colour temperature (K) | 3000 |
| Light colour | Warm White |
| CRI (Ra) | 80 |
| Colour Variation Initial (SDCM) | SDCM6 |
| Colour Consistency (SDCM) | 6 |
| Luminous Intensity (cd) | 3200 |
| Beam Angle (°) | 25 |
| Photobiological Risk Group | RG1 |
| Lumen maintenance at end of nominal life (%) | 70 |

Electrical data

| | |
|---|---------|
| Wattage (W) | 13 |
| Equivalent watt (W) | 140 |
| Product Voltage (V) | 230 |
| Control gear required | No |
| No. Of switching cycles before premature failures | >100000 |
| Transformer required | No |
| Dimmable | Yes |
| Inrush Current (A) | 2.3 |
| Inrush Duration (µs) | 110 |
| Lamp Energy Label (class) | F |
| Nominal Frequency (Hz) | 50/60Hz |
| Max. Luminaires per 16A C Breaker | 182 |
| Max. Luminaires per 16A B Breaker | 182 |

Lifetime data

| | |
|----------------------------|-------|
| Lifespan L70 B50 | 25000 |
| Average life (Nominal) (h) | 25000 |
| Average life (Rated) (h) | 25000 |

Physical data

| | |
|-------------------------------|------|
| Nominal Product Height (mm) | 69 |
| Nominal Product Diameter (mm) | 111 |
| Weight (kg) | 0.17 |

Packaging

| | |
|-----------------------|---------------|
| Single packaging type | Carton |
| Product EAN number | 5410288291925 |

RefLED ES111 DIM

RefLED Retro ES111 V2 1150LM DIM 830 25SL

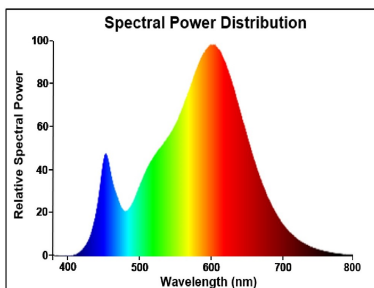
0029192

| | |
|---------------------------------------|----------------|
| Packaging single length / height (cm) | 11.5 |
| Packaging single width (cm) | 11.5 |
| Packaging single depth (cm) | 8.2 |
| DUN14 (outer) | 15410288291922 |
| Units per outer package | 6 |
| Packaging outer length / height (cm) | 35.6 |
| Packaging outer width (cm) | 24.0 |
| Packaging outer depth (cm) | 9.3 |

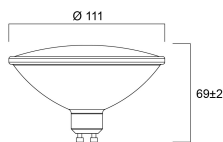
Safety data

| | |
|-------------------------------------|--|
| Optimal operating condition (°C) | -20-40 |
| Breakage cleaning instructions | Not applicable |
| Special purpose lamp | No |
| Dry applications use only | Yes |
| Suitable for household illumination | Yes |
| Safety message | Not Suitable for totally enclosed fixtures |

PHOTOMETRY



TECHNICAL DRAWINGS



SYLVANIA

RefLED ES111 DIM

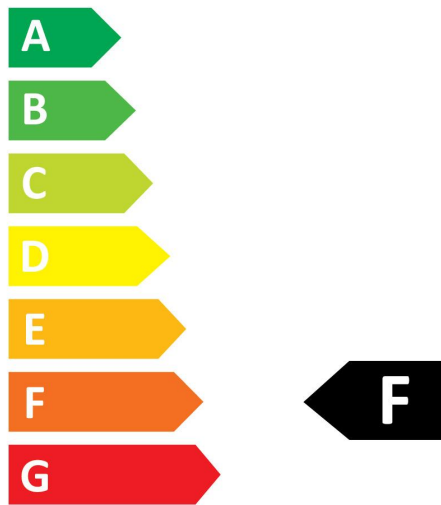
RefLED Retro ES111 V2 1150LM DIM 830 25SL

0029192



SYLVANIA

0029192



13
kWh/1000h



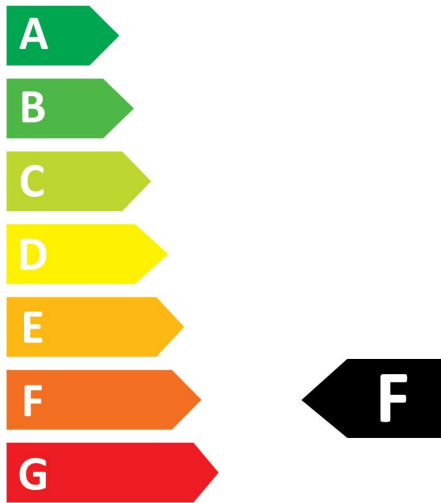
2019/2015

RefLED ES111 DIM

RefLED Retro ES111 V2 1150LM DIM 830 25SL
0029192



0029192



13
kWh/1000h



2019/2015