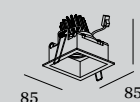





PLANO IP44

CEILING RECESSED



1.0 LED

LED COB 6/9W | 350/500mA | 17V
excl. driver
aluminium powder coated

IP44 36° SDCM2 L80/50K 0.21kg

wire springs 74x78 115 90 4-30

CODE	
White	118861W
Black	118861B

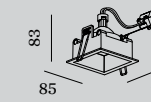
LIGHT COLOUR	LUMEN CRI	CODE
2700K	510/695 >90	3
3000K	550/740 >90	5
2000-3000K	365/535 >90	9

ALWAYS USE

driver | 500mA

CODE	
10W	90214405
10W	90224402
20W DALI	90244604

more options and specs on page 737



1.0 MR16

QR-CBC51 max. 35W | GU5.3 | 12V
excl. driver
aluminium powder coated

IP44 0.15kg

wire springs 74x78 115 4-30

CODE	
White	118410W0
Black	118410B0

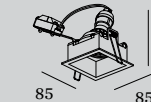
LIGHT COLOUR	LUMEN CRI	CODE
2700K	460lm	901228W3
2700K	437lm	901228B3
3000K	500lm	901228W5
3000K	457lm	901228B5

ALWAYS USE

driver | 12V

CODE	
10W dim	90221401
25W dim	90221701
70W dim	90221904

specs on page 739



1.0 PAR16

PAR16 max. 12W | GU10
100-240VAC | 50-60Hz
aluminium powder coated

IP44 0.19kg

wire springs 74x78 115 4-30

CODE	
White	118420W0
Black	118420B0

LIGHT COLOUR	LUMEN CRI	CODE
2700K	460lm	901228W3
2700K	437lm	901228B3
3000K	500lm	901228W5
3000K	457lm	901228B5

OPTIONAL

PAR16 6.5W | GU10 | phase-cut dim
CODE

2700K 460lm	901228W3
2700K 437lm	901228B3
3000K 500lm	901228W5
3000K 457lm	901228B5

more lamps and specs on page 743

