



## ENTERO SQ-M IP TW 94018 GC

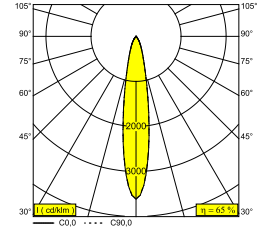
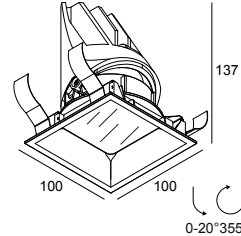
28563 9010 GC

AVAILABLE IN

**BLACK** 28563 9010 B

**GOLD COLOURED** 28563 9010 GC

**WHITE** 28563 9010 W



 [View on website](#)

### General info

<b>LOCATION</b>	indoor
<b>INSTALLATION</b>	Ceiling Recessed
<b>CUTOUT SHAPE/SIZE (MM)</b>	square - 92 x 92
<b>RECESSED DEPTH (MM)</b>	145
<b>THICKNESS OF MOUNTING SURFACE (MM)</b>	12,5 or 25
<b>INGRESS PROTECTION</b>	IP44/20
<b>WEIGHT (KG)</b>	0.42
<b>ADJUSTABILITY</b>	0° to 20° swiveling, 355° rotatable
<b>INFORMATION</b>	REFLECTOR SP-18° EXCL.LED POWER SUPPLY 500mA-DC TW - (DALI DT8)

### Electrical info

<b>CLASS</b>	III
<b>DIM TYPE</b>	depending on type of external power supply
<b>ENERGY CLASS</b>	E
<b>CERTIFICATES</b>	CB, ENEC

### Lightsource info

<b>LIGHTSOURCE NAME</b>	LED
<b>LIGHTSOURCE</b>	LED array 9W / CRI>90 (R9: 50) / 1800K-4000K / 979lm
<b>TM-30 VALUES</b>	Rf: 89 / Rg: 100
<b>SDCM</b>	SDCM2
<b>RISKGROUP</b>	RG1
<b>LM80</b>	L90B10 > 50000
<b>LED TECHNICS (LIGHT SOURCE)</b>	979lm // 9W // 109lm/W
<b>LED TECHNICS (LUMINAIRE)</b>	638lm // 10W // 62lm/W

### Requirements

LED POWER SUPPLY 500mA-DC TW

For detailed installation instructions, please consult the manual: [28563\\_XXX0\\_HAND.pdf](#)

# ENTERO SQ-M IP TW 94018 GC

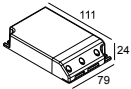
28563 9010 GC

## CEILING COMPATIBILITY

Ceiling Type	Mounting Kit
 System ceiling	-
 Plasterboard	-
 Stucanet	-
 Wood	-
 Stretched ceiling	-

## FINISH YOUR SPECIFICATION

### LED power supplies #



**21012 0355** LED POWER SUPPLY 500mA-DC 2CH TW DIM5

1->2

Notes: