



ENTERO RD-M X 92718 B

28443 9210 B

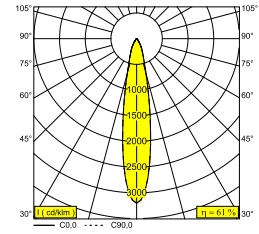
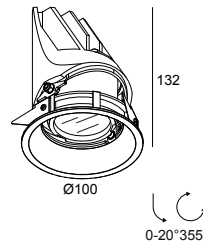
AVAILABLE IN

BLACK 28443 9210 B

FLEMISH BRONZE OUTDOOR 28443 9210 FBRX

ANTHRACITE (DARK GREY) 28443 9210 N

WHITE 28443 9210 W



 [View on website](#)

General info

| | |
|---|--|
| LOCATION | outdoor |
| INSTALLATION | Ceiling Recessed |
| CUTOUT SHAPE/SIZE (MM) | round - 92 |
| RECESSED DEPTH (MM) | 140 |
| THICKNESS OF MOUNTING SURFACE (MM) | max.16 |
| INGRESS PROTECTION | IP65 |
| PROTECTION AGAINST MECHANICAL IMPACT | IK06 |
| WEIGHT (KG) | 0.46 |
| ADJUSTABILITY | 0° to 20° swiveling, 355° rotatable |
| INFORMATION | REFLECTOR SP-18° EXCL.LED POWER SUPPLY 350-500mA-DC |

Electrical info

| | |
|---------------------|--|
| CLASS | III |
| DIM TYPE | depending on type of external power supply |
| ENERGY CLASS | E |
| CERTIFICATES | CB, ENEC, EPD |

Lightsource info

| | |
|------------------------------------|--|
| LIGHTSOURCE NAME | LED |
| LIGHTSOURCE | LED array 11,6-17,2W / CRI>90 (R9: 60) / 2700K / 1458-2009lm |
| TM-30 VALUES | Rf: 89 / Rg: 100 |
| SDCM | SDCM1 |
| RISKGROUP | RG1 |
| LM80 | L90B10 > 50000 |
| LED TECHNICS (LIGHT SOURCE) | 2009lm // 17,2W // 117lm/W |
| LED TECHNICS (LUMINAIRE) | 1220lm // 20W // 62lm/W |

Requirements

LED POWER SUPPLY 350 / 500mA-DC DIM

Options

ENTERO RD-M MOUNTING SET S2

ENTERO RD-M X 92718 B













28443 9210 B

Accessories

ENTERO M HONEYCOMB
 ENTERO M LINEAR SPREAD LENS
 ENTERO M SPREAD LENS
 ENTERO M SOFTENING LENS
 ENTERO M GLASS SBL

For detailed installation instructions, please consult the manual: [28443_XXXO_HAND.pdf](#)

CEILING COMPATIBILITY

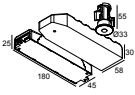
| Ceiling Type | Mounting Kit |
|---|---|
|  System ceiling | - |
|  Plasterboard | - |
|  Stucanet | - |
|  Wood | - |
|  Concrete |  ENTERO RD-M MOUNTING SET S2 Required |
|  Concrete + plaster |  ENTERO RD-M MOUNTING SET S2 Required |
|  Lintel + plaster |  ENTERO RD-M MOUNTING SET S2 Required |
|  Hollow-core slab |  ENTERO RD-M MOUNTING SET S2 Required |
|  Hollow-core slab + plaster |  ENTERO RD-M MOUNTING SET S2 Required |
|  Stretched ceiling | - |

ENTERO RD-M X 92718 B

28443 9210 B

FINISH YOUR SPECIFICATION

Emergency units



21032 0270 B EMERGENCY UNIT 7W / 1h + LED INDICATOR HOLDER B

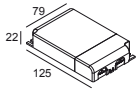
21032 0270 W EMERGENCY UNIT 7W / 1h + LED INDICATOR HOLDER W

ENTERO RD-M X 92718 B

28443 9210 B

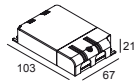
LED power supplies

#



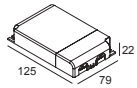
300 90 63 LED POWER SUPPLY MULTI-POWER DIM9

1->2(2) / 1->2(2)



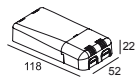
300 90 68 LED POWER SUPPLY MULTI-POWER DIM5

1(1) / 1(0)



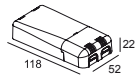
300 90 69 LED POWER SUPPLY MULTI-POWER HV DIM9

1->3(3) / 1->3(2)



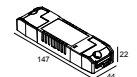
300 90 124 LED POWER SUPPLY MULTI-POWER DIM7

1(1) / 1(0)



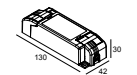
300 90 125 LED POWER SUPPLY MULTI-POWER MINI DIM5

1(1) / 1(0)



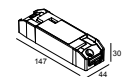
21012 0010 LED POWER SUPPLY MULTI POWER

1/1



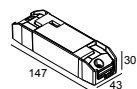
21012 0021 LED POWER SUPPLY MULTI POWER DIM1

1/1



21012 0035 LED POWER SUPPLY MULTI POWER DIM5

1/1

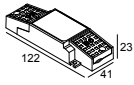


21012 005W LED POWER SUPPLY MULTI-POWER COMPACT WDL

1/1

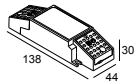
ENTERO RD-M X 92718 B

28443 9210 B



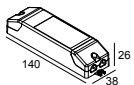
21012 0268 LED POWER SUPPLY MULTI POWER 200-350 / 15W DIM8

1



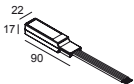
21012 0288 LED POWER SUPPLY MULTI POWER 500-700 / 36W DIM8

1



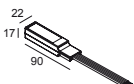
21012 0298 LED POWER SUPPLY MULTI POWER 250-900 / 20W DIM8

1/1



21032 0295 LED POWER CONVERTER 48V-DC to 350 mA-DC / 15W DIM5

1



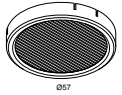
21032 0305 LED POWER CONVERTER 48V-DC to 500 mA-DC / 22W DIM5

1

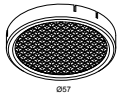
ENTERO RD-M X 92718 B

28443 9210 B

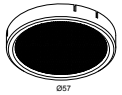
Light altering devices



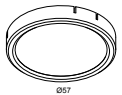
28500 0070 ENTERO M LINEAR SPREAD LENS



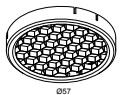
28500 0080 ENTERO M SPREAD LENS



28500 0090 ENTERO M SOFTENING LENS

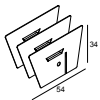


28500 0100 ENTERO M GLASS SBL



28500 0110 B ENTERO M HONEYCOMB SINGLE USE B

Mounting set S2



28500 0200 ENTERO RD-M MOUNTING SET S2

Notes: