



## ENTERO RD-M X 92718 W

28443 9210 W

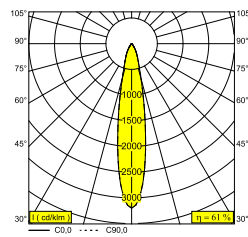
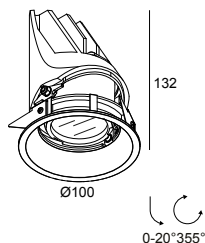
AVAILABLE IN

**BLACK** 28443 9210 B

**FLEMISH BRONZE OUTDOOR** 28443 9210 FBRX

**ANTHRACITE (DARK GREY)** 28443 9210 N

**WHITE** 28443 9210 W



[View on website](#)

### General info

<b>LOCATION</b>	outdoor
<b>INSTALLATION</b>	Ceiling Recessed
<b>CUTOUT SHAPE/SIZE (MM)</b>	round - 92
<b>RECESSED DEPTH (MM)</b>	140
<b>THICKNESS OF MOUNTING SURFACE (MM)</b>	max.16
<b>INGRESS PROTECTION</b>	IP65
<b>PROTECTION AGAINST MECHANICAL IMPACT</b>	IK06
<b>WEIGHT (KG)</b>	0.46
<b>ADJUSTABILITY</b>	0° to 20° swiveling, 355° rotatable
<b>INFORMATION</b>	REFLECTOR SP-18° EXCL.LED POWER SUPPLY 350-500mA-DC

### Electrical info

<b>CLASS</b>	III
<b>DIM TYPE</b>	depending on type of external power supply
<b>ENERGY CLASS</b>	E
<b>CERTIFICATES</b>	CB, ENEC, EPD

### Lightsource info

<b>LIGHTSOURCE NAME</b>	LED
<b>LIGHTSOURCE</b>	LED array 11,6-17,2W / CRI>90 (R9: 60) / 2700K / 1458-2009lm
<b>TM-30 VALUES</b>	Rf: 89 / Rg: 100
<b>SDCM</b>	SDCM1
<b>RISKGROUP</b>	RG1
<b>LM80</b>	L90B10 > 50000
<b>LED TECHNICS (LIGHT SOURCE)</b>	2009lm // 17,2W // 117lm/W
<b>LED TECHNICS (LUMINAIRE)</b>	1220lm // 20W // 62lm/W

### Requirements

LED POWER SUPPLY 350 / 500mA-DC DIM

### Options

ENTERO RD-M MOUNTING SET S2

## ENTERO RD-M X 92718 W













28443 9210 W

### Accessories

ENTERO M HONEYCOMB  
 ENTERO M LINEAR SPREAD LENS  
 ENTERO M SPREAD LENS  
 ENTERO M SOFTENING LENS  
 ENTERO M GLASS SBL

For detailed installation instructions, please consult the manual: [28443\\_XXXO\\_HAND.pdf](#)

## CEILING COMPATIBILITY

Ceiling Type	Mounting Kit
 System ceiling	-
 Plasterboard	-
 Stucanet	-
 Wood	-
 Concrete	 ENTERO RD-M MOUNTING SET S2 <span style="float: right;">Required</span>
 Concrete + plaster	 ENTERO RD-M MOUNTING SET S2 <span style="float: right;">Required</span>
 Lintel + plaster	 ENTERO RD-M MOUNTING SET S2 <span style="float: right;">Required</span>
 Hollow-core slab	 ENTERO RD-M MOUNTING SET S2 <span style="float: right;">Required</span>
 Hollow-core slab + plaster	 ENTERO RD-M MOUNTING SET S2 <span style="float: right;">Required</span>
 Stretched ceiling	-

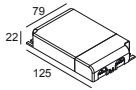


**ENTERO RD-M X 92718 W**

28443 9210 W

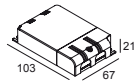
**LED power supplies**

#



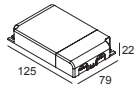
**300 90 63** LED POWER SUPPLY MULTI-POWER DIM9

1->2(2) / 1->2(2)



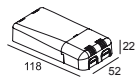
**300 90 68** LED POWER SUPPLY MULTI-POWER DIM5

1(1) / 1(0)



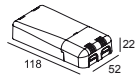
**300 90 69** LED POWER SUPPLY MULTI-POWER HV DIM9

1->3(3) / 1->3(2)



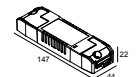
**300 90 124** LED POWER SUPPLY MULTI-POWER DIM7

1(1) / 1(0)



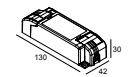
**300 90 125** LED POWER SUPPLY MULTI-POWER MINI DIM5

1(1) / 1(0)



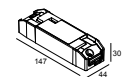
**21012 0010** LED POWER SUPPLY MULTI POWER

1/1



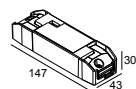
**21012 0021** LED POWER SUPPLY MULTI POWER DIM1

1/1



**21012 0035** LED POWER SUPPLY MULTI POWER DIM5

1/1

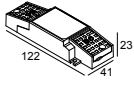


**21012 005W** LED POWER SUPPLY MULTI-POWER COMPACT WDL

1/1

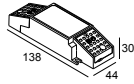
# ENTERO RD-M X 92718 W

28443 9210 W



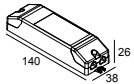
**21012 0268** LED POWER SUPPLY MULTI POWER 200-350 / 15W DIM8

1



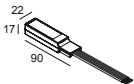
**21012 0288** LED POWER SUPPLY MULTI POWER 500-700 / 36W DIM8

1



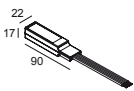
**21012 0298** LED POWER SUPPLY MULTI POWER 250-900 / 20W DIM8

1/1



**21032 0295** LED POWER CONVERTER 48V-DC to 350 mA-DC / 15W DIM5

1



**21032 0305** LED POWER CONVERTER 48V-DC to 500 mA-DC / 22W DIM5

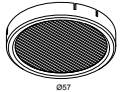
1

# ENTERO RD-M X 92718 W

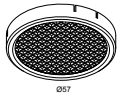
28443 9210 W

## Light altering devices

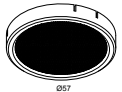
---



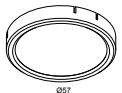
**28500 0070** ENTERO M LINEAR SPREAD LENS



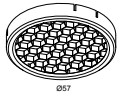
**28500 0080** ENTERO M SPREAD LENS



**28500 0090** ENTERO M SOFTENING LENS



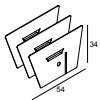
**28500 0100** ENTERO M GLASS SBL



**28500 0110 B** ENTERO M HONEYCOMB SINGLE USE B

## Mounting set S2

---



**28500 0200** ENTERO RD-M MOUNTING SET S2

Notes: