



REO X 93033-65 S1 W

202 256 811 932 W

AVAILABLE IN

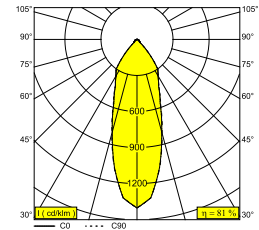
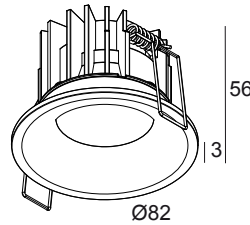
ALU GREY 202 256 811 932 A

BLACK 202 256 811 932 B

FLEMISH BRONZE OUTDOOR 202 256 811 932 FBRX

ANTHRACITE (DARK GREY) 202 256 811 932 N

WHITE 202 256 811 932 W



[View on website](#)

General info	
LOCATION	indoor-outdoor
INSTALLATION	Ceiling Recessed
CUTOUT SHAPE/SIZE (MM)	round - 76
RECESSED DEPTH (MM)	55
THICKNESS OF MOUNTING SURFACE (MM)	max.22
INGRESS PROTECTION	IP65
PROTECTION AGAINST MECHANICAL IMPACT	IK03
WEIGHT (KG)	0.2
ADJUSTABILITY	non adjustable
INFORMATION	REFLECTOR FL-33° INCL.PC CLEAR EXCL.LED POWER SUPPLY 350-500mA-DC

Electrical info	
CLASS	III
DIM TYPE	depending on type of external power supply
ENERGY CLASS	D

Lightsource info	
LIGHTSOURCE NAME	LED
LIGHTSOURCE	LED array 5,8-8,6W / CRI>90 (R9: 52) / 3000K / 787-1089lm
TM-30 VALUES	Rf: 90 / Rg: 99
SDCM	SDCM1
RISKGROUP	RG1
LM80	L90B10 > 50000
LED TECHNICS (LIGHT SOURCE)	1089lm // 8,6W // 127lm/W
LED TECHNICS (LUMINAIRE)	887lm // 10W // 90lm/W

Requirements	
LED POWER SUPPLY 350 / 500mA-DC DIM	

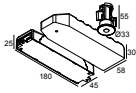
For detailed installation instructions, please consult the manual: [202_256_811_XXX_HAND.pdf](#)

CEILING COMPATIBILITY

Ceiling Type	Mounting Kit
 System ceiling	-
 Plasterboard	-
 Stucanet	-
 Wood	-
 Stretched ceiling	-

FINISH YOUR SPECIFICATION

Emergency units



21032 0270 B EMERGENCY UNIT 7W / 1h + LED INDICATOR HOLDER B

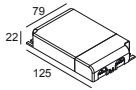
21032 0270 W EMERGENCY UNIT 7W / 1h + LED INDICATOR HOLDER W

REO X 93033-65 S1 W

202 256 811 932 W

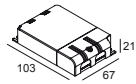
LED power supplies

#



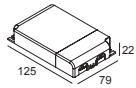
300 90 63 LED POWER SUPPLY MULTI-POWER DIM9

1->3(3) / 1->3(3)



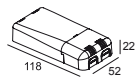
300 90 68 LED POWER SUPPLY MULTI-POWER DIM5

1->2(1) / 1->2(1)



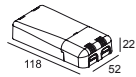
300 90 69 LED POWER SUPPLY MULTI-POWER HV DIM9

2->5(5) / 1->5(3)



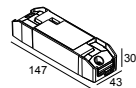
300 90 124 LED POWER SUPPLY MULTI-POWER DIM7

1->2(1) / 1(1)



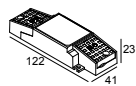
300 90 125 LED POWER SUPPLY MULTI-POWER MINI DIM5

1->2(1) / 1(1)



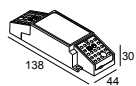
21012 005W LED POWER SUPPLY MULTI-POWER COMPACT WDL

1->2 / 1->2



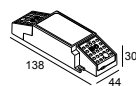
21012 0258 LED POWER SUPPLY MULTI POWER 200-350 / 10W DIM8

1



21012 0278 LED POWER SUPPLY MULTI POWER 500-700 / 20W DIM8

1

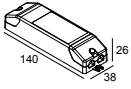


21012 0288 LED POWER SUPPLY MULTI POWER 500-700 / 36W DIM8

2->2

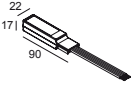
REO X 93033-65 S1 W

202 256 811 932 W



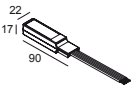
21012 0298 LED POWER SUPPLY MULTI POWER 250-900 / 20W DIM8

2 / 1



21032 0295 LED POWER CONVERTER 48V-DC to 350 mA-DC / 15W DIM5

1



21032 0305 LED POWER CONVERTER 48V-DC to 500 mA-DC / 22W DIM5

1

Notes: